

MESSAGE FROM THE PRESIDENT

FREDERICK L. FERRIS III, MD

ARVO Accomplishments Are Many, Varied



I would like to thank you for the opportunity to lead ARVO, the largest vision research society in the world. As a member of the Board of Trustees

Educational programming is expanding. And, global efforts are underway to strengthen the capacity for eye research collaborations.

Membership

This year, ARVO membership increased to over 11,700 basic and clinical eye and vision researchers, a

for the past five years, I am very proud of the accomplishments ARVO is making to advance vision research.

Membership is at an all-time high. A record-breaking number of eye and vision researchers participated in this year's Annual Meeting in Fort Lauderdale.

"... we have been proactive in building collaborations with eye and vision research organizations around the world."
Frederick L. Ferris III, MD

3.3 percent increase over 2005. The Cornea and Glaucoma Sections now have over 1,500 members each and the Retina Section currently has over 2,500 members. ARVO is truly an international organization with non-U.S. membership at 43 percent.

continued on page 9

Annual Meeting Survey Results

The 2006 Annual Meeting survey provided important feedback about a variety of Meeting aspects including the program, publications, and services. More than 1,000 attendees responded to this year's survey, a response rate of 10.7 percent. Respondents included ARVO members (89.7 percent) and non-members (10.3 percent); regular members (70 percent) and student members (30 percent) were represented. The ratio of respondents from outside the U.S. was 42 percent.



Ninety-six percent of respondents indicated that the Annual Meeting met or exceeded their expectations. One respondent noted, "this was the busiest, and best, ARVO meeting I've attended in almost 30 years. There seemed to be more energy and enthusiasm among the attendees, the science was terrific, and the change to interact informally with colleagues was outstanding." Another attendee commented, "I really like ARVO: it gives me a lot of new ideas, gives a possibility for personal communication; and is very informal and friendly."

Feedback on the program centered on too many parallel paper and poster

continued on page 13



**ARVO Cosponsors
Upcoming Symposia**

European Association for Vision and Eye Research
Vilamoura, Portugal

International Congress of Eye Research
Buenos Aires, Argentina

American Academy of Ophthalmology
Las Vegas, Nevada

American Academy of Optometry
Denver, Colorado

See page 3 for details.

IN THIS ISSUE

ARVO Governance2-5
 Around the Globe7-9
 2007 ARVO Annual Meeting10-12
 2006 Annual Meeting Highlights ..13-14
 ARVO Advocacy15-17
 ARVO Education Programs18
 ARVO Membership News19-20
 JOV21
 IOVS22
 NEI/NIH News23-24
 Awards and Grants25
 ARVO Foundation for Eye Research 26-28



2006 - 2007
Officers

Frederick L. Ferris III, MD
President

Robert B. Barlow, PhD
Vice President

Daniel T. Organisciak, PhD
Vice President

Martine J. Jager, MD, PhD
President-Elect

Robert Ritch, MD
Vice President-Elect

Paul L. Kaufman, MD
Executive Vice President

ARVO Office

Joanne G. Angle
Executive Director

Elinore L. Tibbetts
Marketing and Communications
Manager

Kimberly M. O'Sullivan
Publications Coordinator

12300 Twinbrook Parkway
Suite 250
Rockville, MD 20852-1606
Phone: (240) 221-2900
Fax: (240) 221-0370
www.arvo.org

NEI FDA

Ophthalmic Clinical Trial Design and Endpoints

November 28 - 29, 2006
L'Enfant Plaza • Washington, DC

Focus on neovascular and geographical
AMD, diabetic retinopathy, and
post-marketing surveillance issues.

- * Limited to 275 registrants, who will be observers only
- * Registrant input restricted to questions/comments submitted in advance

Details at www.arvo.org/endpoints.

Meeting management by
The Association for Research in Vision
and Ophthalmology



ARVO GOVERNANCE

New Trustees for Three ARVO Sections



Shigeru Kinoshita, MD, PhD, was elected to a five-year term as Cornea Trustee by that Section's members. He is Professor and Chairman of the Department of Ophthalmology at the Kyoto Prefectural University of Medicine in Kyoto, Japan. He has been an ARVO member since 1980, has served on ARVO's Program Planning Committee, and is currently on the Editorial Board of ARVO's peer-reviewed journal *Investigative Ophthalmology & Visual Science*.

David G. Hunter, MD, PhD, was elected to a five-year term as Eye Movements, Strabismus, Amblyopia, and Neuro-ophthalmology (EY) Trustee by the members of that Section. He is Ophthalmologist-in-Chief at Children's Hospital Boston and Associate Professor of Ophthalmology at Harvard Medical School. Hunter has been an ARVO member for over 24 years and is the EY Section Chair of ARVO's Program Committee. He is also editor-in-chief of the *Journal of the American Association for Pediatric Ophthalmology and Strabismus*.



J. Mark Petrash, PhD, was elected to a five-year term as Lens Trustee by that Section's members. He is Professor and Director of Research at Washington University Department of Ophthalmology and Visual Sciences in St. Louis, Mo. He has been an ARVO member since 1980. ■



Atherton Voted New Executive Vice President for 2007

Sally S. Atherton, PhD, has been selected ARVO Executive Vice President by the Association's voting members for a five-year term to begin in May 2007.

Atherton is Professor and Chair of the Department of Cellular Biology and Anatomy and Professor of Ophthalmology at the Medical College of Georgia in Augusta. She is a former fellow of the Executive Leadership in Academic Medicine (ELAM) Program and is currently serving as a member of the ELAM admissions committee. She has been a member of ARVO for over 20 years, and during that time, served as ARVO President; Trustee of the Immunology and Microbiology Section; a member of the Finance Committee; and Chair of the Immunology and Microbiology Program Committee.

Atherton received her bachelor's degree in biology from Colby College in Waterville, Maine, and her master's degree from Trinity University in San Antonio, Texas. She earned her doctorate in microbiology from the University of Texas Health Science Center in San Antonio. She did her postdoctoral fellowships in Molecular Virology at the University of Mississippi Medical Center and in Immunology at the University of Texas Southwestern Medical Center.

She has been funded by the National Eye Institute since 1985 for research studies on the virologic and immunologic mechanisms of ocular and CNS infections caused by members of the herpes virus family. She has published numerous articles and book chapters and has been a member of many government and private review panels, including Fight for Sight. She is currently a member of National Center for Research Resources' Research Centers in Minority Institutions review group. In addition, she serves on the editorial boards of *Investigative Ophthalmology & Visual Science*, *Experimental Eye Research*, and *Cutaneous and Ocular Toxicology*. ■



ARVO Strategic Plan Update

ARVO has made tremendous progress on the five-year (2003-2008) Strategic Plan. The Plan consists of five goals under the following major categories: Annual Meeting; Other Meetings and Educational Programs; Membership Communication and Services; Publications; and Organizational Development. To date, many of the objectives have been completed:

I. Annual Meeting Goal

- Programmed two interdisciplinary sessions at the 2005 and 2006 Annual Meeting.
- In the summer of 2005, drafted new Special Interest Group guidelines.
- In the fall of 2004, adopted policy on satellite meetings.

II. Other Meetings and Educational Programs Goal

- Established methods for identifying and evaluating opportunities for ARVO participation in other meetings by cosponsoring the 2007 Asia-ARVO Meeting with the Singapore Eye Research Institute, and sponsoring sessions at the 2005 and 2006 EVER Annual Meeting; 2006 World Ophthalmology Congress; and the 2005 and 2006 American Academy of Ophthalmology and American Academy of Optometry meetings.
- In 2005, created a uniform page of links to research resources on the ARVO Web site under "Other Resources."

III. Membership Communications and Services Goal

- In 2006, expanded support of the Travel Grant Program by adding 50 new travel grants for international participants to attend the Annual Meeting.
- In 2006, launched ARVO/Alcon Clinician Scientist Mentor Workshop and ARVO/Alcon Early Career Clinician Scientist Research Awards to support the work of clinician scientists.

- In September 2005, launched a secure Web site for "Members only."
- In November 2005, launched the member e-newsletter *ARVOInsight*.

IV. Advocacy Goal

- In February 2005, adopted the ARVO Statement on the Use of Stem Cells in Biomedical Research.
- Actively participated in annual NEHEP and NEI VISION Network meetings.
- In February 2005, added a staff position to manage marketing and public communications efforts.

V. Publications Goal

- In September 2004, completed readership survey and published results in 2005 summer newsletter. Assessments in publishing trends are ongoing and reported to the Publications Committee.

VI. Organizational Development Goal

- In July 2005, Trustee Liaisons were appointed to ARVO Committees to enhance the role of committees.
- In December 2004, the Volunteer Management Committee was established to evaluate committee effectiveness.
- In May 2006, ARVO launched an 18-month International Chapter Affiliate Pilot Program with charter members from Israel, Brazil, and Argentina.

continued on next page

ARVO Cosponsors Upcoming Symposia (continued from page 1)

European Association for Vision and Eye Research

Vilamoura, Portugal

Pearls of Research from U.S. Institutions

October 5, 2006, 5:30 PM - 7:00 PM

http://www.ever.be/view_session.php?ses_id=387

International Congress of Eye Research

Buenos Aires, Argentina

www.iser2006.com

American Academy of Ophthalmology

Las Vegas, Nevada

Developing International Research Collaborations

November 13, 2006, 2:00 PM - 3:30 PM

http://www.aao.org/annual_meeting/program/onlineprogram06.cfm, enter event number SYM12

American Academy of Optometry

Denver, Colorado

Corneal Wound Healing: Basic Science and Clinical Relevance

December 8, 2006, 1:30 PM - 5:30 PM

<http://www.aaopt.org/meetings/meetings6/Education/Symposia/index.asp>

Watch for more about these programs on the ARVO Web site and in *ARVOInsight*. ■

Trustees Nominated for 2007

At business meetings held during the 2006 ARVO Annual Meeting, the following Sections nominated candidates to stand for election as Trustees in 2007: BI Section nominated **Jeffrey Boatright, PhD**, and **Dusanka Deretic, PhD**. CL nominated **Paul Mitchell, MD, PhD**, and **Hugh Taylor, MD**. VN nominated **Stuart Mangel, PhD**, and **Robert Miller, MD**.

The 2007 Trustee Election will again be conducted using an online election system, which has been very successful during the last three years. Only voting members of the Sections with nominees will vote in the election. ■

AEVR/NAEVR President Speaks to ARVO Past Presidents About NIH/NEI Funding

Stephen Ryan, MD, President of AEVR/NAEVR, was the guest speaker at the ARVO Past Presidents' Luncheon at the 2006 Annual Meeting. He spoke about the perception of NIH/NEI research funding on Capitol Hill and AEVR/NAEVR's ongoing efforts to get the message out on the value of vision research.

Turn to page 15 to read more about advocacy for research funding or log on to www.eyeresearch.org. ■



(from left) John Dowling, PhD, Gary Abrams, MD, and Stephen Ryan, MD, at the 2006 ARVO Past Presidents' Luncheon

ARVO Strategic Plan Update (continued from page 3)

The Long Range Planning Committee (LRPC) has set a deadline of May 2007 to complete all of the objectives outlined in the current Plan. Among the objectives still in progress are:

- Exploring options, such as hosting a workshop at the Annual Meeting, to help increase public exposure to vision research.
- Drafting an action plan for implementing a Hosted Researcher Program that will bring researchers from economically disadvantaged institutions to the Annual Meeting.
- Developing plans to participate in future meetings of the National Medical Association, the Society of American Chicanos and Native Americans in Science (SACNAS), and the Annual Biomedical Research Conference for Minority Students to present ARVO membership and participation as an appealing opportunity for minority and basic science researchers.
- Developing online e-communities to improve communication between members with similar interests.
- Creating Inter-Sectional Groups for encouraging cross-sectional programming, and establishing parameters from their operation within the ARVO's existing governance structure.
- Developing a formal nomination process for electing Trustees and Program Committee members.
- Developing a process for ensuring quality candidates for Trustees are being nominated and elected to reflect the organization's diversity.
- Developing methods to encourage more Association involvement by members-in-training.
- Developing a leadership plan to ensure an adequate pool of future leaders for the Association.

An overview of the five-year Strategic Plan can be accessed on the ARVO Web site at www.arvo.org/strategic. Member feedback regarding the Plan is welcome at any time. Comments may be submitted to LRPC Chair Gary Abrams, MD, at gabrams@med.wayne.edu or to ARVO Director of Governance and Strategic Initiatives Lori Methia at lmethia@arvo.org. ■

Working Group Publishes Human Eye Tissue Shortage Article in IOVS

In July 2006, *Investigative Ophthalmology & Visual Science* published the article "Declining Availability of Human Eye Tissues for Research." Written by Christine Curcio, PhD, and members of the Research Tissue Acquisition Working Group (RTAWG), the article depicts the trend of decreasing available human eye tissue in U.S. eye banks and offers short- and medium-term recommendations to U.S. ARVO members on how to work with eye banks to help reverse the decline.

The RTAWG was formed in 2004 by the ARVO Advocacy Committee to assess the current and future need of eye tissue for ARVO members, and to form a plan to ensure continued availability of human donor eye tissue. Members of the Working Group include representatives from the Eye Bank Association of America, the National Disease Research Interchange, and VisionShare. The article can be accessed online at http://www.iovs.org/current.shtml#NEW_DEVELOPMENTS. ■



ARVO Thanks Outgoing Committee Chairs and Volunteers

ARVO wishes to thank all the members who volunteered for committee service this past year. Special thanks to **M. Christine McGahan, PhD** (Advocacy), **George Inana, MD, PhD** (Awards), **Thomas Yorio, PhD** (Finance), and **Marco A. Zarbin, MD, PhD** (Professional Development and Education) who completed their chair terms this year. ■

Get Involved in an ARVO Committee!

Members are encouraged to join their peers and colleagues in helping lead ARVO into the exciting future of vision research. Committees covering topics ranging from finance and members-in-training to animals in research and commercial relationships need your input on important issues affecting vision professionals worldwide.

To read more about ARVO Committees and their activities, logon to www.arvo.org/committee, or complete an ARVO Volunteer Interest Submission Form online today! ■

2006-2007 Committee Chairs

The following individuals have been named as Chairs for ARVO Committees for this coming year. Logon to www.arvo.org/committee for Committee descriptions and activities.

Advocacy Committee

Barry S. Winkler, PhD

Animals in Research Committee

Carol B. Toris, PhD

Awards Committee

Joseph L. Demer, MD, PhD

Commercial Relationships Committee

Todd P. Margolis, MD, PhD

Diversity Issues Committee

Gail M. Seigel, PhD

Ethics and Regulations in Human Research Committee

Dwight Stambolian, MD, PhD

Exhibits Committee

Thomas R. Friberg, MD

Finance Committee

Donald C. Hood, PhD

International Members Committee

Donald T.H. Tan, MD, FRCS

Long Range Planning Committee

Gary W. Abrams, MD

Members-in-Training Committee

Daniel T. Organisciak, PhD

Professional Development and Education Committee

Maureen G. Maguire, PhD

Program Committee

Paul L. Kaufman, MD

Publications Committee

David C. Beebe, PhD

See You in Singapore in 2007!

Asia ARVO®

MEETING ON RESEARCH IN VISION AND OPHTHALMOLOGY

2 - 5 March 2007
Singapore

Asia-ARVO is a biennial meeting held in locations throughout Asia to highlight the important clinical and translational aspects of vision and ophthalmic research. Previously known as SERI-ARVO for meetings held in 2003 and 2005, the name was changed in 2005 to reflect ARVO's commitment to partnering with the many countries in Asia that have expanding eye research programs.

CALL FOR ABSTRACTS

The Organising Committee invites abstracts from both **ARVO** and **NON-ARVO** members for **clinical, basic or epidemiological** research to be considered for oral or poster presentation.

Poster Presentations

Similar to the annual ARVO meetings, Asia ARVO encourage presenters to submit their work as Poster Presentations, which allows interaction between the presenter and the delegates.

Free Paper Presentation

A small majority of abstracts may be accepted for oral presentations in the Free Paper sessions. Presenters will be given 8 minutes to present their research findings and 2 minutes for discussion.

The deadline for ON-LINE abstract submission is 30 September 2006.

For more information, please contact:

Ms Karen Chee

Singapore Eye Research Institute

11 Third Hospital Avenue #05-00

Singapore 168751

Tel: +65 6322 4500 Fax: +65 6323 1903

Email: event@seri.com.sg

Website: www.seri.com.sg

Platinum Sponsors



ALLERGAN

Alcon®

Silver Sponsor



THE VISION CARE
INSTITUTE™
Johnson & Johnson Vision Care, Inc.

Supported by

UNIQUELY
Singapore
visitsingapore.com

Chinese Vision Researchers Building International Collaborations

Chinese vision scientists and their American colleagues saw an opportunity at the 2006 ARVO Annual Meeting, with its theme "Building International Collaborations," to formally introduce Chinese eye research to ARVO members and to suggest collaborative research. In a session proposed and organized by David R. Hinton, MD, and Shikun He, MD, of Doheny Eye Institute in Los Angeles, scientists from China and the U.S. revealed the status of eye health and vision research in China and the current U.S.-China research relationship.

Hinton and He have been engaged in collaborative research with vision scientists in China since 1994 when they and Jialiang Zhao, MD, the chairman of the Academy of Chinese Ophthalmology, first discussed the idea. Since then, the Doheny Eye Institute's retinal research lab has hosted visiting scholars from Beijing and Henan, with back-and-forth collaborations in studies of the pathogenesis of age-related macular degeneration, proliferative vitreous retinopathy, and the treatment of ocular surface diseases.

Chinese People, Eye Disorders, and Eye Research

According to Zhao, about 1.3 billion people live in China, mostly in rural areas. Over 120 million are 60 or older. Approximately 6.7 million are blind and an additional 124 million have a visual impairment.

Cataract is a major cause of blindness in China. Population-based epidemiological research shows that cataract surgery fails to reach most of the people who need it or often produces substandard outcomes. This research also shows that in some regions of China, half the school-aged children with myopia have under-corrected or uncorrected vision.

Zhao reports that mainland China has 22,000 eye doctors, about 200 full-time researchers in eye and vision research, and at least 250 ophthalmic clinician scientists.

Funding for eye and vision research in China is extremely modest and comes from a handful of sources: National Natural Science Foundation, Ministry of Science and Technology, Ministry of Education, Ministry of Health, and State



Administration
Bureau of Chinese
Traditional Medicine. In provincial areas, support also comes from hospitals and from organizations outside the country. According to Zhao, the nation's eye and vision research funding in recent years has totaled approximately \$1.25 million to \$1.8 million. Research grants in China do not include researcher and staff salaries.

Future Collaborations

Like India, where a U.S.-India collaboration has been formalized, China has a vast population that would benefit from discoveries in ophthalmology. If you have any questions or ideas about international collaborations with China, please contact Shikun He, MD, at shikunhe@usc.edu. ■

Israeli Society Becomes First ARVO International Chapter Affiliate

On April 29, 2006, the ARVO Board of Trustees unanimously approved ARVO affiliation status with the Israel Society for Vision and Eye Research (ISVER). Established in 1979, ISVER has approximately 160 basic and clinical eye and vision researchers, and hosts an annual meeting with 120 presentations. By being a part of the ARVO International Chapter Affiliation Program, ISVER hopes to increase its visibility and generate more international research funding.

ARVO embarked on an 18-month pilot program this year to launch Chapter Affiliates outside the U.S., with charter members from Israel, Brazil, and Argentina. ARVO will use this pilot program to learn about the interests and needs of its chapter affiliate members, how best to respond and meet those needs, and grow in its partnership with each affiliated chapter. The affiliation status of the Brazilian Research Association for Vision and Ophthalmology (BRAVO) and the Investigación en Visión y Oftalmología (IVO) in Argentina are in the process of being approved. ■

ARVO Hosts U.S.-Indo Workshop Follow-up Meeting

Interest in U.S.-Indo collaborative research was high at the 2006 ARVO Annual Meeting in Ft. Lauderdale, Florida. A session describing the newly established initiative was attended by several hundred scientists and clinicians wanting to learn more about this effort to combine the talents of the two nations in to advance eye and vision research.

In 2005, researchers from the U.S. and India met, first in India and then at the 2005 ARVO Annual Meeting, to discuss their countries' clinical and research assets in ophthalmology and possible collaborations for improving eye care worldwide. An extensive report based on the workshops was published in May 2006 in *Investigative Ophthalmology & Visual Science*. The report is available free online at www.iovs.org/cgi/content/full/47/5/1717.

The U.S.-Indo vision research collaboration became official in August 2005 with the signing of a Statement of Intent by Maharaj K. Bhan, India's Secretary of the Department of Biotechnology, Government of India, and NIH Director Elias A. Zerhouni, MD, PhD.

Highlights of the meeting included five presentations describing the scientific areas among the richest for opportunities in research collaboration:

- Molecular genetic opportunities in India, presented by Janey Wiggs, MD, PhD, of Harvard Medical School, Boston

- Environment and nutrition in eye disease, presented by Allen Taylor, PhD, of Tufts University, Boston
- Studies in retinal degeneration, presented by Radha Ayyagari, PhD, of the University of Michigan, Ann Arbor
- Characterization of human limbal stem cells, presented by Robert Lavker, PhD, of Northwestern University, Chicago
- Glaucoma biomarker discovery, presented by John W. Crabb, PhD, Cole Eye Institute, Cleveland

Collaborations have begun in each of these areas. The presenters described opportunities where additional collaborations would enhance the outcomes, inviting audience members to consider ways they could participate. See www.arvo.org/USIndo for additional details.

The five presentations were followed by an overview of research in India, at LV Prasad Eye Institute, Sankara Nethralaya, Aravind Eye Hospital, and R.P. Centre for Ophthalmic Sciences. Two leaders from the National Eye Institute (NEI) then spoke about federal funding of research and NEI research priorities. Suraj Bhat, PhD, of the Jules Stein Eye Institute provided tips for finding a collaborator.

Ongoing joint research efforts include exchanges of scientists, grant planning and writing, and shipping of formerly difficult-to-share biological materials. A working group of scientists from India and the U.S. will meet yearly to review progress and catalyze additional U.S.-Indo collaborative activities. ■



Research!America President Speaks at ARVO International Advocacy Luncheon

The ARVO International Advocacy Sub-Committee hosted a luncheon at the 2006 ARVO Annual Meeting featuring Research!America President Mary Woolley as the guest speaker.

Forty attendees participated in a discussion with Woolley on how to conduct public opinion surveys and develop advocacy programs for health-related research, as well as how to identify and deliver the "right" messages to the public and to decision-makers. Woolley also spoke about Research!America's global outreach efforts, including the establishments of Research!Australia and Research!Canada.

The International Advocacy Sub-Committee is a sub-committee of the ARVO Advocacy Committee that provides guidance and assistance to ARVO international members as they work to increase research funding in their countries. ■



Mary Woolley (far right) leads a discussion on developing advocacy programs.

ARVO Host-a-Researcher Pilot Program Under Development

In an effort to support the long-term development of eye research capacity in developing countries, ARVO is creating a Host-a-Researcher pilot program. The program's purpose is to enable vision researchers in economically developing nations to attend ARVO Annual Meetings, where they can take advantage of the educational and scientific programs,

enhance their knowledge of the field or area in which they are working, make contact with colleagues, and gather information that will be useful in their particular local situations.

Robert Ritch, MD, ARVO Vice President-Elect and Glaucoma Section Trustee, is spearheading the program and was instrumental in securing funds from Merck & Co.,

Inc. for Benedictus Ajayi, MD, president of the Ophthalmological Society of Nigeria Foundation, to attend the 2006 Annual Meeting. He is also leading a working group comprised of ARVO international members, who are developing the criteria for selecting and awarding future grants. ■

New Global Activities Section for Web Site

Read all about ARVO's global outreach efforts in the new Global activities section of our Web site! The Web page will feature news about Chapter Affiliates; ARVO's participation in various international meetings including the sponsorship of symposia and exhibition; outreach efforts to draw attention to international research and increase research funding; and much more. Logon to www.arvo.org/global for more information. ■



Message from the President (continued from page 1)

Annual Meeting

We had record-breaking attendance at the Annual Meeting this year with over 10,200 attendees descending on the Fort Lauderdale/Broward County Convention Center. The Annual Meeting has grown into a successful global networking event. Over 450 multi-country paper and poster sessions were presented at this year's Meeting, highlighting the many accomplishments within the global eye and vision research community. In addition to the scientific program, activities for basic and clinical department chairs, clinician scientists, research grant administrators, members-in-training, and high school students rounded out the five-day program, which was one of the most exciting ever.

Global Collaborations

One of ARVO's Strategic Plan objectives is to better serve our international members. For the past several years, we have been proactive in building collaborations with eye and vision research organizations around the world. Our efforts have led to the creation of the Asia-ARVO Meeting with the Singapore Eye Research Institute; the U.S.-Indo Collaborative Research Workshops in partnership with the National Eye Institute; and cosponsorship of symposia at the European Association for Vision and Eye Research Annual Meeting, the International Society of Eye Research Annual Congress, World Ophthalmology Congress, and the National Ophthalmology Congress of the Turkish Ophthalmology Society. We have also expanded the ARVO Travel Grant Program to include 50 new travel grants designated for applicants outside the U.S. And, in a new international initiative, we launched Chapter Affiliates in Israel, Brazil, and Argentina with the hope they will have significant impact on promoting vision research around the globe and increase opportunities for active involvement in ARVO.

These are exciting times for ARVO. New opportunities and challenges lie ahead for us. We have a strong and stable membership. We are financially sound. And, we have dedicated volunteers at all levels within the Association. I thank you for your continued participation in ARVO and welcome your input as together we embark on the future. ■

Sincerely,

A handwritten signature in black ink, appearing to read "Frederick L. Ferris III".

Frederick L. Ferris III, MD
ARVO President

Symposia
Sunday, May 6, 2007

Living Old, Feeling Young

This symposium will highlight differences between pathological and physiological aging. Emphasis will be placed on understanding proper retinal repair in youth and how this process can fail in an aging eye. Modern technological approaches that may provide keys to ocular aging without disease development will also be covered.

New Technologies for *In Vivo* Imaging in the Eye

In vivo imaging technology now allows clinicians to image individual rods and cones, trace collagen network, visualize the internal structure of the photoreceptor layer, and measure blood flow in small retinal vessel – at gigabits/second speeds the modern computer workstation can barely handle. This session will examine these recent advances and describe new investigations and clinical applications they make possible.

Mitochondrial Oxidative Stress in Visual System

Mitochondrial dysfunction is a major characteristic of a wide range of visual- and age-related disorders. Recent work has shed light on the role of mitochondrial oxidative stress in the visual system and provided insight into how rational therapies could be developed to delay the onset of mitochondrial-associated diseases. This symposium will explore these topics with particular emphasis on eye disease.

Accommodation and Its Restoration

This symposium will focus on current work performed in the retina and optic nerve by leading investigators. The insights from this work may identify pathways of pathogenesis and novel therapeutic targets for retinopathies such as macular degeneration, and optic neuropathies such as glaucoma.

Basic/Clinical Lecture

Ocular Angiogenesis: Challenges of Current Therapies and New Directions

Ocular angiogenesis is the major cause of vision loss, and we have now entered into an era of anti-angiogenic therapy. Several drugs are now in clinical trial for treatment of new vessel growth in age-related macular degeneration and diabetic retinopathy. These drugs, although promising, are facing challenges as some must be administered repeatedly at intervals of weeks. This lecture, presented from a clinical perspective directed to basic researchers, will address the current challenges of anti-angiogenic therapies and discuss future directions of anti-angiogenesis research.

2007 ARVO ANNUAL MEETING

The Aging Eye – May 6 - 10, 2007

The leading causes of vision impairment and blindness throughout the world are age-related eye diseases. With the world's population of seniors at an all-time high and still growing, addressing the issues of vision loss in the older population is, now more than ever, of paramount importance.

The *Aging Eye*, the theme for the 2007 ARVO Annual Meeting, May 6-10 in Fort Lauderdale, Florida, will be a major forum for

vision researchers and practitioners to explore the vast and varied efforts underway to unlock the mysteries surrounding eye diseases including age-related macular degeneration, glaucoma, cataracts, and diabetic eye disease.

ARVO encourages the submission of abstracts to the 2007 Annual Meeting that include research conducted in the aging eye. See the *Call for Abstracts* in the center of this newsletter for details. ■

ARVO/Alcon Keynote Session

ARVO's invited speakers will present keynote addresses on Sunday, May 6, 2007 on the topic of "Public Health Impact of Eye Disease in the Elderly: What Can Be Done About It."



William Novelli

William Novelli, CEO, AARP, will present the keynote address discussing the role that individuals, communities, the workplace, and health care systems have in increasing and promoting sight preservation in older adults.



Paul Lee, MD, JD

Paul Lee, MD, JD, Professor of Ophthalmology at Duke University, known for his work in assessing cost effective approaches to improve the vision and quality of life of those afflicted with the major blinding eye diseases, will highlight specific areas in which the eye research community can have an impact.

The ARVO/Alcon Keynote Session is sponsored by The ARVO Foundation for Eye Research through a generous donation from Alcon.

Get Your Hotel of Choice – Reserve Today

All 2007 Housing Reservation Forms received at the Housing Desk during the 2006 Annual Meeting have been processed and confirmations have been sent. If you have not received a confirmation for your 2007 reservation, contact the Housing Bureau via e-mail at gflhousing@broward.org or fax 954-765-4414 or 4197 for assistance.

If you have not already made a hotel reservation for 2007, logon to www.arvo.org/housing. The closest hotels sell out quickly – nearly 70% of all available rooms have already been booked – so don't delay. ■

2007 ARVO ANNUAL MEETING



THE **Aging Eye**
ARVO 2007
ANNUAL MEETING

Minisymposia

- AP** Update on Pathogenetic Mechanisms in Ocular and Adnexal Lymphomas
- BI** Macular Pigment Profiles: *In Vivo* Measurement, Supplementation and Relationship to AMD
- CL** Economic Impact of Eye Diseases: Methodology, Challenges, and Future Directions
- CO** Stromal Collagen
- EY** Anisometric Amblyopia: A Horse of a Different Color?
- GL** Form and Function of the Retinal Ganglion Cell in Glaucoma
- IM** Innate Immunity and the Eye
- LE** Proteases in Lens Development and Disease
- PH** Carbonic Anhydrases: Diverse Function in the Eye
- RC** RPE Cell Death, Regeneration and Repair
- RE** Macular Edema: Current Understanding and Future Directions
- VI** The Aging Eye and Its Visual Performance
- VN** Ins and Outs of the Retinal Signal Through Bipolar Cells

2007 Committee-Sponsored Workshops

The following ARVO Committee-sponsored workshops are being organized for the 2007 Annual Meeting.

In Vivo Imaging in Live Animal Models - Organized by the Animals in Research Committee

Everyone Has a Financial Interest - Organized by the Commercial Relationships Committee

Health Disparities: Prevalence of Glaucoma and Retinopathy in Different Races and Access to Research among Different Ethnic Groups - Organized by the Diversity Committee

When Research Goes Bad - Organized by the Ethics and Regulations in Human Research Committee

Visit the 2007 ARVO Annual Meeting Web site at www.arvo.org/AM for the most up-to-date information on Committee Workshops and all other Annual Meeting-related information. ■



Exhibits Feature State-of-Art Products, Services

The exhibit area at the 2007 ARVO Annual Meeting promises again to be the ideal location to view the latest products and services in the field.

If there is a vendor you would like to see at the Annual Meeting exhibit area, contact Karen Colson, ARVO Director of Publishing and Communications, at kcolson@arvo.org. ■



ARVO Education Courses

The following Courses will be offered Saturday, May 5. Separate registration is required. Logon to www.arvo.org/AM.

Back by Popular Demand
Clinical Trials
Ocular Tumors: Emerging Scientific Concepts

New!
Vision, Aging and the Brain

There has been impressive progress in our understanding of age-related disease of the eye as well as age-related disease in the brain. This Course will address the impact of ocular disease on neural processing and cognition, and will facilitate the interaction of researchers and clinicians from both vision and neurological sciences in order to better understand how diseases impacting structure and function of the eye impact neuro-processing and cognition in the aged patient. ■



2007 ARVO ANNUAL MEETING

Important Dates

2006

- September 1** 2007 Membership dues renewal online
2007 Annual Meeting early registration online
- October 15** Abstract submission and revision online
- December 1** DEADLINE for online abstract submission 11:59 PM EST
ARVO/Alcon Awards application deadline
Travel Grant Awards application deadline
- December 3** Online abstract revision deadline 11:59 PM EST

2007

- February 2** Notification of Abstract Acceptance
- February 16** 2007 Program Planner and Itinerary Builder online
- March 2** ARVO Annual Awards nomination deadline
- April 6** DEADLINE for Online Housing Reservations
- April 13** Final day for early registration rates
- April 27** Annual Meeting advance registration deadline
Registration cancellation deadline
- May 4** ARVO/Pfizer Ophthalmics Research Institute Vision Research Conference
- May 5** ARVO Education Courses
- May 6-10** 2007 ARVO Annual Meeting: The Aging Eye

**Future
ARVO
Annual Meeting
Dates**

April 27-May 1, 2008
May 3-7, 2009
May 2-6, 2010
May 1-5, 2011
May 6-10, 2012

2007 ARVO ANNUAL MEETING PRELIMINARY SCHEDULE

FRIDAY/ SATURDAY	TIME	SUNDAY MAY 6	MONDAY MAY 7	TUESDAY MAY 8	WEDNESDAY MAY 9	THURSDAY MAY 10
Elsevier/ARVO Vision Research Conference May 4-5	8:30 AM	Posters Symposia	Papers & Posters	Papers & Posters	Papers & Posters	Papers & Posters
ARVO/Pfizer Ophthalmics Research Institute May 4-5	10:20 AM		Section Business Meetings	Section Business Meetings	General Business Meeting	
	10:45 AM					Papers & Posters
ARVO Education Courses May 5 • Clinical Trials • Ocular Oncology • Vision, Aging and the Brain	11:00 AM	Posters Symposia				
	11:15 AM		Papers & Posters	Papers & Posters	Papers & Posters	
	1:00 PM					Papers & Posters
	1:15 PM	SIGs/Workshops Posters Basic/Clinical Lecture	SIGs/Workshops	SIGs/Workshops	SIGs/Workshops	
	2:30 PM					
	2:45 PM					ALL POSTERS
	3:00 PM		Papers & Posters	Papers & Posters	Papers & Posters	
	4:15 PM	ALL POSTERS				
	4:45 PM		ALL POSTERS	ALL POSTERS	ALL POSTERS	
	5:15 PM	ARVO/Alcon Keynote Session				
5:30 PM		Awards Lectures	Awards Lectures			
7:30 PM	ARVO Social Everyone invited!	MIT Social				
8:00 PM				ARVO Rocks!	ARVO Classical Concert	



THE Aging Eye
ARVO 2007

2006 ANNUAL MEETING HIGHLIGHTS

Attendance Breaks ARVO Record

Attendance at the Annual Meeting continues to grow, increasing 5.5 percent over last year to a record 10,250. This year's "Building International Collaborations" theme was reflected in the registrants with 35% of the researchers from outside the U.S. representing 65 countries. ■



ARVO/Alcon Keynote Session



The 2006 ARVO/Alcon Keynote Session featured two prominent speakers, **Paul Sieving, MD, PhD**, director of the National Eye Institute and **Gullapalli N. Rao, MD**, president of the International Agency for the Prevention of Blindness and chairman of the board for the LV Prasad Eye Institute. The session was videotaped and will be available online at www.arvo.org/education in the near future. ■

Exhibitors' Survey Results

Two weeks after the Annual Meeting, an electronic survey of all exhibitors was conducted to ascertain their reactions and experiences at the Meeting. In past years a survey has been handed out at the Meeting, resulting in a response rate of less than 10 percent. This year we received a 34 percent response rate across the full spectrum of product and services categories.

The responses were overwhelmingly positive with 94 percent responding that the Meeting was successful for their company. Only one company reported fewer leads than expected and that the respondent was displeased about the drapery around the poster area, which was a new requirement of the ACCME in order to award CME

credits for the poster presentations. Only three respondents indicated that they are not interested in exhibiting at future meetings because the audience is not appropriate for their products and they did not receive sufficient leads.

Although the information about quality of services that were provided were strongly positive, several areas of improvement, such as ventilation in the exhibit hall and the lack of photographic services, will help us improve the Meeting quality for the exhibitors and for you.

In addition, five companies volunteered representatives to serve on the Exhibits Committee and to present their perspectives to the Committee and the membership. ■

Annual Meeting Survey Results (continued from page 1)

presentations. "Many similar Poster and Paper sessions were scheduled for the same time, making it difficult for people to communicate their data, which is the whole point of the meeting," noted one respondent.


There were considerable comments about the shuttle bus service. ARVO staff is working with the Greater Fort Lauderdale Convention and Visitors Bureau to secure a new transportation company to provide an improved service in the future.

Suggestions about Meeting publications, including the *Program Summary Book*, and online and CD-ROM versions of the Program Planner and Itinerary Builder, will also be considered.

Additional comments were provided about the Annual Meeting location, audiovisual, and Meeting services and activities. All of these areas will be reviewed and concerns

will be addressed in the planning process for the 2007 Annual Meeting and beyond.

All feedback about the Annual Meeting is welcome. If you have suggestions about the Annual Meeting, or would like to propose an ARVO Education Course, Summer Eye Research Conference, Western Eye Research Conference, or other educational program, contact Ellyn Terry, Director of Meetings and Education, at eterry@arvo.org. ■



2006 ANNUAL MEETING HIGHLIGHTS

Research Grant Administrators Learn from Insiders at Workshop

Attendees of the Research Grant Administrators' Workshop at the 2006 ARVO Annual Meeting roundly welcomed the initiative that ARVO began three years ago by recognizing that training for research grant administrators is critical to maintaining support of vision research.

Approximately 30 individuals attended this workshop designed for research grant administrators from universities, foundations, and similar organizations to interact with colleagues and to hear from officials of granting agencies and others about operations and procedures. The workshop was moderated by Cheryl Formes, chief operations officer of the Department of Ophthalmology at the University of Texas Southwestern Medical Center.

William W. Darby, chief grants management officer in the Division of Extramural Research at the National Eye Institute (NEI), spoke about fea-

Training for research grant administrators is critical to maintaining support of vision research.

tures of the new SF424 (R&R) grant application, forms used by the National Institute of Health (NIH) for its electronic grant submission process.

In addition, J. Kevin Keating, NEI grants management specialist, discussed clinical trials compliance, including conflict of interest and requirements such as Federal Wide Assurances, Institutional Review Boards, and Human Research

Participants Protection Education certification for running clinical research sites.

Lesley Zajac and Marta Baca followed with information about the Jaeb Center for Health Research (JCHR) where Zajac is the director of research administration and Baca is the assistant director of contracts and compliance. The JCHR coordinates three large NIH-funded multicenter research networks, including the Diabetic Retinopathy Clinical Research Network and the Pediatric Eye Disease Investigator Group. In addition, JCHR coordinates the NIH-funded Web-Based Methods Resource Center for Eye Disease Trials and two other NIH multi-center trials, the Longitudinal Optic Neuritis Study and the Cornea Donor Study. ■

EVER/ARVO Workshop Presentations Available Online

The workshop cosponsored by the European Association for Vision and Eye Research (EVER) at the 2006 ARVO Annual Meeting, *Successfully Conducting International Research in Europe*, offered tips on regulatory issues such as visas, work permits, intellectual properties, ethical issues, and transportation of biological material. The full PowerPoint presentations are available for viewing at http://www.ever.be/c_page.php?id=127.



The joint ARVO/EVER symposium, *Successfully Conducting International Research*, originally presented at the 2005 EVER Annual Meeting, was recently presented again and recorded for posting on the ARVO Web site. This program will be available soon at www.arvo.org/education. ■

AMD Is Hot Topic for Course Attendees

The 2006 ARVO Education Course on Age-related Macular Degeneration and Complement Factor H, drew a crowd of nearly 350 attendees on April 29. Organized by Frederick L. Ferris III, MD, and Emily Chew, MD, the Course featured experts in the field of CHF, immunology, and genetics who presented their data and led a panel discussion of the future of this research. One attendee commented, "This type of Course is excellent in that it presented in-depth information on a topic that has high scientific and clinical importance." The Course is available online at www.arvo.org/education. ■





House and Senate Mark Up FY2007 Spending Bills; Senate Bill Eliminates Proposed NEI Cut

House Status

Despite a \$4.1 billion increase in the House Budget Resolution for health and education funding (and the promise of \$3 billion more), the House LHHS bill does not increase NIH funding above the President's Fiscal Year (FY) 2007 proposed funding level of \$28.3 billion. As a result, the NEI would be slated for a 0.8 percent cut, or \$5.3 million, to an FY2007 level of \$661.5 million from an FY2006 level of \$666.8 million. In the House LHHS bill's Report Language, the Committee applauds NEI's Diabetic Retinopathy Clinical Research Network and encourages further research.

Leading moderate House Republicans, such as Cong. Mike Castle (R-DE), and leading Democrats, such as Cong. Rosa DeLauro (D-CT), have publicly stated that they will hold House leadership to the Budget Resolution's intent to increase LHHS spending by the full \$7 billion, and NAEVR is working with the medical research advocacy community to maintain that pressure.



NAEVR President and ARVO member Stephen Ryan, MD (left), confers with Sen. Tom Harkin.

Senate Status

Despite the Senate Budget Resolution's Specter/Harkin amendment to add \$7.1 billion to health and education programs, the Senate allocated \$5 billion to the FY2007 LHHS spending bill. The Senate does add \$200 million to NIH funding, which

would result in a \$5.4 million increase to NEI – essentially negating the proposed budget cut and adding \$600,000 in FY2007 spending over FY2006 for a funding level of \$666.9 million. In the Senate LHHS bill's Report Language, the Committee applauds NEI's discovery of gene variants associated with the risk of age-related macular degeneration and urges the Institute to expeditiously translate this research into treatments. This language came directly from NAEVR's May 19 testimony to the LHHS Appropriations Subcommittee (provided by Peter McDonnell, MD, as reported on page 16) and subsequent NAEVR-suggested Report Language. Both Senators Arlen Specter (R-PA) and Tom Harkin (D-IA) have vowed to obtain an additional \$2 billion in LHHS funding, although Senator Harkin commented at the July 20 markup that he would devote any additional funding to education.

Expected Actions

The House has passed all of its appropriations bills except for LHHS, due to the inclusion of a controversial provision to increase the minimum wage. The Senate is not expected to take up its spending bills – other than those related to national security and defense – until after the November election in a "lame duck" session. The medical research advocacy community currently anticipates an omnibus bill after the election that would likely improve upon FY2006 funding levels only slightly. Visit www.eyere-search.org for funding updates. ■

NAEVR Secures Support for FY2007 DOD Funding

Working with the office of Cong. James Walsh (R-NY), NAEVR has secured language in the FY2007 House Military Quality of Life appropriations bill, passed on May 19, which would retain the eligibility of vision research for funding through the Department of Defense (DOD) Congressionally Directed Medical Research Program. On June 20, NAEVR met with David Lewis in the office of Senate "champion" Sen. Kay Bailey Hutchison (R-TX), a member of the Senate Defense Appropriations Subcommittee. Lewis, a sight-impaired Iraq war veteran treated at the Cullen Eye Institute at the Baylor College of Medicine, has urged the Senator to strongly support the inclusion of vision research in the

Senate bill. NAEVR has been working with its Texas network members to communicate the vision community's support.

Visit www.eyere-search.org to learn more about eligible defense-related vision research. ■



Stephen Ryan, MD (left), and David Lewis, office of Sen. Kay Bailey Hutchison

Further Stem Cell Legislation Unlikely This Session after Presidential Veto

Legislation to expand the Administration's embryonic stem cell policy is essentially dead this session of Congress. This comes after the July 18 Senate vote of 63-37 to support expansion, which was vetoed on July 19 by President Bush — a veto that the House was unable to override later that day with its 235-193 affirmative vote that was 50 votes short of the two-thirds majority necessary.

In conjunction with the Coalition for the Advancement of Medical Research, NAEVR conducted direct advocacy with the Senate and coordinated a Contact Congress campaign that resulted in thousands of

e-mail letters sent to the Senate by ARVO members. NAEVR communicated its actions to key Senate leaders Senators Arlen Specter and Tom Harkin and key House leaders Cong. Mike Castle and Cong. Diana DeGette (D-CO) — all of whom had asked the vision research community to support this expansion. These Senate and House leaders will continue to be pivotal to the FY2007 funding and NIH reauthorization issues. Through the support that the vision community demonstrated to them, it has strategically positioned itself to work closely with these offices on these priority issues. ■

ARVO Member Testifies about Missed Opportunities in Vision Research

At a May 19 hearing of the Senate LHHS Appropriations Subcommittee, NAEVR was represented by ARVO member Peter McDonnell, MD, of the Wilmer Eye Institute/Johns Hopkins University School of Medicine, who testified about the impact on vision research from the NEI budget cut, as proposed in the President's FY2007 budget.



McDonnell (right) with NIH Director Elias Zerhouni, MD, PhD

McDonnell focused on missed research opportunities into age-related macular degeneration (AMD), the leading cause of blindness in the United States, since the NEI-funded discovery of an AMD gene was heralded as an NIH breakthrough. The budget's impact on vision was also cited by other organizations — including the Juvenile Diabetes Research Foundation International regarding diabetic retinopathy and the Christopher Reeve Foundation regarding nerve regeneration in glaucoma — demonstrating the trans-Institute nature of vision research.

Visit www.eyeresearch.org for the full text of McDonnell's testimony. ■

Chairman Barton Keeps NIH Reauthorization a Priority, Plans July Draft

On June 2, NAEVR met with House Energy and Commerce Committee Chair Joe Barton (R-TX) and Cong. Darrell Issa (R-CA), a Committee member. Chairman Barton announced that NIH reauthorization remains a priority and that he intends to issue an NIH reauthorization legislative draft that would significantly revise drafts from the July-August 2005 timeframe.

Chairman Barton's highlights of the impending draft focused on the creation of a "common fund" for trans-Institute research and a base level of funding for each Institute within the three-year reauthorization cycle, with additional resources available through participation in trans-Institute research. He acknowledged that the previous drafts' proposed creation of budget clusters — three

budget line items for NIH, including that for the Office of the Director, "mission specific" Institutes (such as the NEI), and "science enabling" Institutes/Centers — has been a controversial issue that Committee staff is still addressing.

Comments about the need for expanded NIH oversight were also voiced during the June 7 House LHHS Appropriations Subcommittee markup. While noting how impressed he was with the NIH, House Appropriations Committee Chair Jerry Lewis (R-CA) stated that he has urged NIH Director Elias Zerhouni, MD, PhD, to "examine the programs that work and those that do not." Even Cong. Mike Castle (R-DE), who led moderate Republican efforts to increase health and education funding in the House Budget Resolution, com-

mented at a June 15 breakfast that "NIH is a significant budget expenditure and reauthorization potentially has more pros than cons."

NAEVR has continued to educate staff of the House E&C/Senate HELP Committees about the vision community's concerns with previous drafts. NAEVR supports the recommendations for NIH reform made in the Institute of Medicine's 2003 report, *Enhancing the Vitality of the National Institutes of Health*. NAEVR has opposed the budget cluster concept, since the NEI Director must retain the authority and accompanying dedicated budget to lead the nation's vision research commitment.

Visit www.eyeresearch.org to view NAEVR's NIH Reauthorization Talking Points. ■

NAEVR Coordinates with UAB on Alabama Delegation Advocacy

In April, NAEVR Executive Director James Jorkasky met with researchers from the Department of Ophthalmology and School of Optometry at the University of Alabama at Birmingham (UAB), in addition to addressing the Board of the EyeSight Foundation of Alabama.



Left to right: UAB Department of Ophthalmology Chair and ARVO member Lanning Kline, MD; EyeSight Foundation Executive Director Torrey Smitherman; and James Jorkasky

NAEVR has subsequently coordinated a number of UAB researcher and EyeSight Foundation contacts with the Alabama delegation, primarily Sen. Richard Shelby (R-AL), a member of the Senate LHHs Appropriations Subcommittee. Sen. Shelby was recently honored with the dedication of the new Richard and Annette

Shelby Interdisciplinary Biomedical Research Building on the UAB campus. At the Subcommittee's May 19 hearing (see story on page 16), Sen. Shelby committed to ensuring the NIH is adequately funded.

Following up on letters from UAB researchers to Sen. Shelby thanking him for his commitment to NIH funding, NAEVR President Stephen Ryan, MD, met with Greg Polley on the Senator's staff to discuss NAEVR's concerns regarding appropriations and NIH reauthorization. ■



Stephen Ryan, MD (left), and Greg Polley, office of Sen. Richard Shelby

NIH Director Meets with the Community of Support

On June 8, NIH Director Elias Zerhouni, MD, PhD, (below right) spoke at a meeting of the National Advisory Eye Council, the federal advisory body to the National Eye Institute (NEI), in a presentation entitled *NIH Budget: Facing A Perfect Storm*. The speech addressed the factors that are reducing NIH's budget and associated purchasing power, including competition for funds due to defense/homeland security requirements, the aftermath of Hurricane Katrina, and Congressional efforts to increase physical science funding.

In the speech, Zerhouni dispelled several "NIH budget myths" often heard on Capitol Hill, noting that:

- Despite claims of an emphasis on translational science at the expense of basic science, NIH's FY2007 investment in basic research will be 56 percent of budget, with clinical/translational research accounting for 40 percent, a relatively stable rate over the past 10 years.
- NIH is committed to investigator-initiated research, with unsolicited grants far outnumbering solicited grants, the latter being less than 10 percent of budget.

- The NIH Roadmap for Medical Research reflects only 1.7 percent of the NIH budget in FY2007 and is not a single initiative but represents hundreds of individual awards for basic, translational, and high-risk research. Roadmap management has recently been moved to the newly created Office of Portfolio Analysis and Strategic Initiatives in the Office of the Director, which will manage all future trans-Institute research.

Zerhouni concluded by reiterating NIH's vision for transforming medical research in the 21st century. In defining this new paradigm, he stressed the importance of the predictive, personalized, preemptive, and participatory role of healthcare research and delivery. He cited several recent NEI-funded breakthroughs as examples of this new approach and emphasized that these efforts to save and restore vision cost each American about \$1.20 per year, less than \$36 for each American over the past 30 years. ■



ARVO EDUCATION PROGRAMS

Upcoming ARVO Events

The inaugural **Asia-ARVO Meeting** (formerly known as SERI-ARVO) will be held in

 Singapore in March 2-5, 2007,

and will be hosted again by the Singapore Eye Research Institute. Plan now to submit your abstract by September 30 and attend this exciting event. For more information, logon to www.arvo.org/asia.



ARVO will offer three **Summer Eye Research Conferences** in 2007:

Preventing Vision Loss in Diabetic Retinopathy

July 15-18
Providence, Rhode Island

New Frontiers in Retinal Diseases: Linking Genetics to Molecular Pathways and Therapeutic Strategies

August 23-25
Monterey, California

Ocular Cell and Molecular Biology (OCMB)

September 6-8
Sarasota, Florida

Mark your calendars and look for details at www.arvo.org.



Plans are underway for the **ARVO Western Eye Research Conference**

(**WERC**) in the fall of 2007. Watch the ARVO Web site for details.■



Online Education

As a part of its commitment to providing leading edge and timely information to our members, ARVO is pleased to present its online education series, covering a wide variety of topics of interest to the vision and ophthalmology research community. Several educational programs are now available on the ARVO Web site for online viewing:

- 2005 ARVO Keynote Session
- Nanotechnology and Nanomedicine: Applications for Vision
- Successfully Conducting International Research in Europe

Additional programs will be added throughout the year including:


- 2006 ARVO/Alcon Keynote Session
- 2006 ARVO Awards Lectures
- Nanotechnology for Drug Delivery and Tissue Bioengineering
- ARVO Education Course: Visual Informatics
- ARVO Education Course: AMD and Complement Factor H
- Successfully Conducting International Research

Check www.arvo.org/education frequently for the latest programs.■

2006 Summer Eye Research Conference

"**Toward the Prevention of Age-related Macular Degeneration**," was held July 9-12, 2006, in Fort Myers, Florida, at the Sanibel Harbour Resort & Spa. The conference was attended by 112 scientists from at least nine different countries including Australia, Korea, and Israel. Attendees had many opportunities to interact with each other during the scientific sessions as well as during several shared meals. This time allowed scientists to share thoughts and ideas with colleagues and for younger scientists to speak one-on-one with leaders in the field.

Course directors Johanna Seddon, MD, ScM, Massachusetts Eye and Ear Infirmary, and Eric Souied, MD, PhD, Creteil Eye Clinic, organized presentations and led discussions on many topics including early detection, risk factors, and potential approaches for prevention of AMD.■



No Increase in 2007 Membership Dues

Membership renewal notices have been mailed, and 2007 dues have been maintained at the 2006 levels for all membership categories. Pay your 2007 dues today at www.arvo.org. The Member Services Department is here to assist you at mem@arvo.org or 240-221-2900.

Top tips for membership renewal:

- **2007 dues must be paid before an abstract can be submitted.** Don't wait until the December 1 abstract deadline to ensure you have ample time to submit and review your abstract.
- **Online renewal is the fastest and most efficient method.** If you need your login and password, please e-mail mem@arvo.org.
- **Submit check requests to your institutions early.** This process can take months at some institutions and ARVO must receive the check before you can begin your abstract. Purchase orders and copies of check requests will not be accepted.
- **Update your personal information online or on your renewal notice.** ARVO must have your current address and e-mail or you will not receive receipts and notices.
- There are no abstract submission fees for ARVO members, but your **dues do not include Annual Meeting registration.**

Do You Receive ARVOInsight?

ARVOInsight is ARVO's monthly member e-newsletter. Because the print newsletter ARVONews is only mailed twice annually, ARVOInsight serves as the Association's primary news source. If you have not been receiving the e-newsletter, please take the following steps to ensure you receive future issues:

- Verify that ARVO has your correct e-mail address. Go to www.arvo.org, Member Login, then Edit Your Personal Information.
- Add arvo@arvo.org to your contacts list, which should prevent ARVO e-mails from being blocked.
- Notify your institution's IT department that you should receive all e-mails from arvo.org.



ARVO members' e-mail addresses are never distributed to other organizations for any type of announcement or solicitation.■

ARVOJobs!

Exciting changes are coming this fall to ARVOJobs! Beginning in mid-October ARVO will launch a redesigned job board with new features that will allow more employers to view the candidate profiles and more jobs for candidates to review. Watch for an e-mail announcement in October with details and special employer incentives! Logon to <http://jobs.arvo.org> for the best candidates and the best jobs!■



IN MEMORIAM

Joel C. Axt, OD, PhD
(CL)

Glendale, California

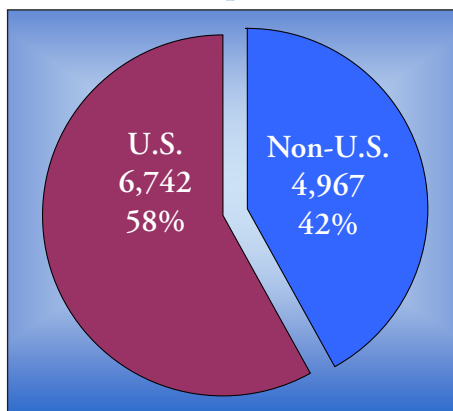
Charles L. Schepens, MD
(RE)

Boston, Massachusetts

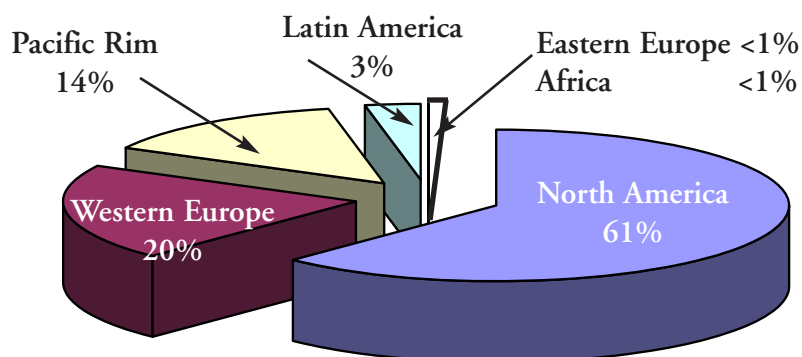
Please submit notifications to
mem@arvo.org.

ARVO 2006 Membership at-a-Glance

Total Membership

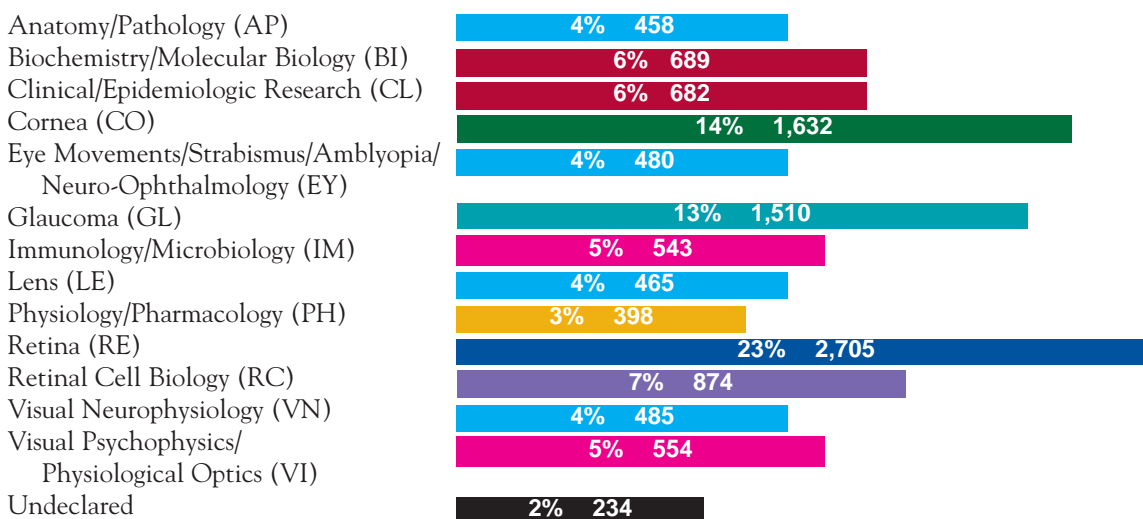


Geographical Distribution



Countries Represented: 73

Distribution Among Scientific Sections



ELEVENTH ANNUAL VISION RESEARCH CONFERENCE RETINAL DEGENERATION AND GENE THERAPY

May 4–5, 2007,
Fort Lauderdale, FL, USA

A TWO-DAY SATELLITE PRIOR TO THE 2007 MEETING OF ARVO

Organizers on behalf of the
board of Vision Research:

Wolfgang Baehr; Bill Hauswirth;
Nico Katsanis; Eric Pierce

CALL FOR POSTERS

Contributions for poster presentations are invited to
supplement the invited oral program.

The deadline for submission of abstracts is: **February 2, 2007**



For full details and abstract submission visit:

www.visionresearch-conference.elsevier.com

The Eleventh Annual VISION RESEARCH
Conference is sponsored and hosted by
Elsevier / Vision Research



Journal of Vision Receives First Impact Factor

Journal of Vision (JOV) has received its first impact factor, 3.469, which ranks it 5 in the Ophthalmology category. The 2005 impact factor is based on articles published in *JOV* between 2003 and 2004 which were cited in indexed journals in 2005. *JOV* is also indexed in Medline and PsycINFO and is CrossRef enabled. ■

Watson Elected Editor-in-Chief, Holds Editorial Board Meetings



Andrew B. Watson, PhD, was recently elected to serve as editor-in-chief of *Journal of Vision (JOV)* for a five-year term beginning in January 2008. He has been editor-in-chief since *JOV*'s inception in 2001. He also held editorial board meetings during the ARVO and Vision Sciences Society (VSS) annual meetings with members of the editorial board. The purpose of the meetings was to allow the group to receive the latest information on the state of *JOV*. ■

New Appointments to Board of Editors

Editor-in-Chief Andrew B. Watson, PhD, is pleased to announce four new appointments to the Board of Editors: Pascal Mamassian, PhD, CNRS & Université Paris 5; Donald I.A. MacLeod, PhD, University of California San Diego; Eero P. Simoncelli, PhD, New York University; and Miguel Eckstein, PhD, University of California, Santa Barbara. ■

Call for Papers

Sensorimotor processing and goal-directed movement

Journal of Vision invites papers for a Special Issue on *Sensorimotor Processing*, with particular emphasis on how vision in conjunction with other sensory modalities is used to plan and control hand movements. View a full description at <http://journalofvision.org/SpecialIssues/sensorimotor.aspx>.

Guest Editors

David C. Knill, PhD	University of Rochester, USA
Laurence T. Maloney, PhD	New York University, USA
Julia Trommershäuser, PhD	Giessen University, Germany



Deadline for submissions is November 1, 2006. Articles will be published as they become ready beginning in early 2007. ■

Special Issue Published

Finding visual features: Using stochastic stimuli to discover internal representations

In their introduction, Guest Editors Jason M. Gold, PhD, Richard Shiffrin, PhD, and James Elder, PhD, describe how in December 2004, at a Neural Information Processing Society (NIPS) workshop, researchers from a wide range of disciplines shared and discussed different approaches to discovering the internal representations underlying perceptual and cognitive judgments. This special issue in *Journal of Vision* presents a sample of this and related work. It is hoped that this collection of papers will encourage and facilitate continued interdisciplinary collaboration in this area. The complete collection of papers can be viewed free online at <http://journalofvision.org/6/4/>. ■

Abstracts from Vision Sciences Society Meeting Available Online

As a service to the vision science community, the abstracts from the Vision Sciences Society Meeting held in May 2006 have been published by ARVO. Over 1,000 abstracts are available for viewing free online at <http://journalofvision.org/6/6/>. ■

An Update from IOVS



Investigative Ophthalmology & Visual Science (IOVS) continues to receive large numbers of submissions – a total of 708 as of June 30),

but which is actually a lower total than the record-setting years of 2004 (over 1,400 submissions) and 2005 (over 1,600 original research submissions, the highest in the journal's history). The "top 6" countries so far this year for manuscript submissions are: 1. USA (270 mss); 2. Japan (61); 3. UK (59); 4. Australia; (46) 5. People's Republic of China (37); and 6. Germany (32).

Our mean time from submission to initial decision for 2006 is 31 days, but because the year is less than half over and many manuscripts are still out for review, this figure is probably lower than the "true" value. For 2005, the mean time for initial review was 32.8 days, still among the

best among all biomedical journals. Our acceptance rate (number of manuscripts accepted divided by the sum of manuscripts accepted plus manuscripts rejected) for calendar 2006 is 50.14 percent, much higher than the figure for the same interval in 2005 (44.9 percent) or for all of 2005 (43.6 percent).

Finally, the Institute for Scientific Information's (ISI) "Citation Index" figures for 2005 were released in June. For IOVS, the "Impact Factor" ("Citation Index") for last year was 3.643, higher than that for 2004 (when it was 3.577) although the journal dropped to third place among vision/ophthalmology journals, behind *Progress in Retinal and Eye Research* (which is published once yearly and contains exclusively review articles) and slightly behind *Ophthalmology* (2005 citation index 3.664), a wholly clinical journal, which jumped several places in the rankings in the past year. The "Impact Factor" is a calculated index

of the number of times a journal is cited in the biomedical literature during the past year in relation to the number of articles published in the journal in the past two years.

Another index figure published by ISI is the "Immediacy Index," which assesses how rapidly articles published in the journal are cited. This is considered to be another measure of how important the journal's articles are considered to investigators. For 2005, the "Immediacy Index" for IOVS was 0.533, the highest among peer-reviewed journals in vision and ophthalmology.

Robert N. Frank, MD
Editor-in-Chief
Investigative Ophthalmology & Visual Science

Kaufman Elected IOVS Editor-in-Chief for 2008

ARVO's general membership elected Paul L. Kaufman, MD, as editor-in-chief of *Investigative Ophthalmology & Visual Science* (IOVS) for a five-year term beginning in January 2008.

Kaufman is the Peter A. Duehr Professor and Chair of the Department of Ophthalmology and Visual Sciences at the University of Wisconsin-Madison. Kaufman currently serves as Executive Vice President of ARVO. He received his medical degree from New York University School of Medicine and completed his residency in ophthalmology at Washington University School of Medicine and Barnes Hospital, St. Louis, Mo. He is a member of the Glaucoma Foundation's Board of Directors and serves on the Board of Governors of the ARVO Foundation for Eye Research. ■



IOVS Welcomes New Editorial Board Members

Joseph Caprioli, MD, of the Jules Stein Eye Institute and Linda McLoon, PhD, of the University of Minnesota, were appointed to the Editorial Board in June 2006. Their breadth of knowledge and experience add even greater depth to the journal. ■

Other Interesting Statistics about IOVS

- Number of published articles is up 17 percent over 2005 (458 in 2006 vs 390 in 2005)
- Authors in the U.S. represent only 38 percent of total submissions
- Over 100,000 pages of back issues of IOVS are now available online and are open to all readers – read the seminal articles in the field today!

IOVS announces that it will begin publishing articles online ahead of print later this year! This electronic service will be available only to ARVO members and subscribers as unedited PDFs. ■

VISION Public Information Network Holds Annual Meeting, Plans Next Step

The National Eye Institute (NEI)-sponsored VISION Public Information Network annual meeting was held last March in Charleston, S.C. More than 50 Network members attended. Meeting highlights included three scientific presentations at the Storm Eye Institute and a tour of its research facilities.

Annual meeting topics included healthcare marketing and branding; new communication technologies; employee communications; and NEI funding opportunities. In addition, three workgroups were formed to initiate future collaborative efforts:

Member Communications Workgroup. This group will begin meeting by conference call to explore opportunities to enhance communications between scientists and public affairs officers at NEI grantee institutions.

Marketing Workgroup. This group has established a new LISTSERV to facilitate ongoing communications about marketing-related topics.

Teleseminars Workgroup. This group will host an upcoming session, *Creating Your Own Media Materials*, presented by Network member Bob Shepard, University of Alabama at Birmingham.

The NEI created the Network 11 years ago to help communicate vision research results to the public through its grantee institutions. It is largely comprised of public information officers from research institutions across the country, including 120 institutional members and 222 individual members. In the past four years, the NEI has

worked with more than 170 institutions to communicate the results of 12 nationwide, multicenter clinical trials.

A recent independent evaluation study of the Network, supported by the NIH, found that Network members facilitated well-coordinated national and local media coverage of research results and produced consistent messages. The study revealed that reporters overwhelmingly quoted multiple sources of information in news stories, including NEI grantee institutions participating in the research, NIH, and NEI. In one example of research results dissemination assessed, grantee institutions were quoted in 86 percent of the news stories analyzed. In another, they were quoted in 70 percent of the stories.

In addition, the evaluation showed that the Network is unique among government agencies and suggested it may serve as a model for other government communicators.

For more information, logon to <http://www.visionnetwork.nei.nih.gov/>. ■



VISION Public Information Network attendees visit the Storm Eye Institute in Charleston, S.C.

NEI's National Eye Health Education Program Launches Five-Year Agenda

Through its National Eye Health Education Program (NEHEP), NEI has the goal of ensuring vision is a health priority by translating eye and vision research into public and professional education programs. NEHEP works toward this goal with its Partnership of over 60 national organizations interested in eye health. The Five-Year Agenda, developed by NEHEP's Planning Committee, Subcommittees and Partnership organizations, was launched in June 2006 to provide strategic objectives that will guide its efforts for educating people at high risk for potentially blinding eye diseases and those in need of vision rehabilitation. The Agenda outlines five priority areas, each with its own set of goals and objectives, and discusses its plans for addressing existing needs and disparities in eye health.

- Priority Area One: The National Eye Health Education Program
- Priority Area Two: The NEHEP Partnership
- Priority Area Three: Glaucoma, Diabetic Eye Disease, and Low Vision Education Programs
- Priority Area Four: Development of new education programs targeted to older adults on the importance of early detection and timely treatment of age-related eye diseases
- Priority Area Five: Evidence-based education programs as dictated by science and the needs of the American public

To obtain a copy, please call 301-496-5248 or contact Rosemary Janiszewski at rjaniszewski@nei.nih.gov or Neyal Ammary at ammaryn@nei.nih.gov. ■



NATIONAL INSTITUTES OF HEALTH

Genomics and Environment



Paul Sieving, MD, PhD
NEI Director

The recent spate of genetic discoveries in age-related macular degeneration represents a research breakthrough with impact well beyond vision research. The timing of these discoveries comes right as the leadership of the National Institutes of Health (NIH) is addressing the challenge of creating the needed infrastructure to support genome wide association studies. Two recently created NIH programs – the Genetic Association Information Network (GAIN) and the Genes and Environment Initiative (GEI) – are among the first formal efforts to leverage the increasingly affordable costs of whole genome studies to identify the predisposing genetic and environmental factors for common, complex diseases.

GAIN Program

GAIN is a public/private partnership involving the NIH, the NIH Foundation, Pfizer Inc., Affymetrix, Inc., and Abbott Laboratories. The goal of the GAIN program is to support whole genome association studies by offering genotyping services for common diseases. In the initial funding phase, GAIN will support six or seven projects each with approximately 1,000 cases and 1,000 controls. Applications from principal investigators of existing case-control studies of common diseases were due by May 9, 2006, and the awards will be announced in early October. DNA samples from these studies will then be sent to contractors for genotyping. The guiding principle of GAIN is to create the greatest public benefit by making the data from these studies publicly available to the research community. To that end, a database repository of genotype and phenotype data will be made available. To learn more, logon to www.fnih.org.

GEI

President Bush's FY 2007 budget request included an initiative to understand the interplay between genes and the environment in common diseases. The Genes and Environment Initiative will have two components: a genotyping

program and a technology development program to devise new ways of monitoring personal environmental exposures that may increase susceptibility to disease. It is anticipated that GEI will provide \$26 million per year through 2010 to support genotyping for several dozen common diseases. Additionally, GEI is contemplating support for data analysis, replication and fine mapping studies, sequencing, functional studies, database development, and clinical translation once robust sets of genotype/phenotype data have been created. On the environmental side, GEI will provide \$14 million annually to develop new environmental exposure technologies. GEI is being developed and planned by an NIH-wide Coordinating Committee led by the National Human Genome Research Institute (NHGRI) and the National Institute of Environmental Health Sciences. To keep abreast of emerging developments and funding opportunities, logon to www.genome.gov.

Genome Wide Association Studies and NIH Policies

In May 2006, NIH issued a Notice to Applicants to inform investigators of its plans to update data sharing policies for research applications involving genome-wide association studies (GWAS) data; to initiate a public consultation process to inform policy development activities over the next few months; and to announce the agency's intent to track GWAS applications and awards at a central level. GWAS are currently defined as any study of genetic variation across the entire genome that is designed to identify genetic associations with phenotypic traits or disease status. Of particular importance in this Notice is a directive immediately requiring that applicants address various issues central to these kinds of studies such as human subjects and privacy, data sharing, and intellectual property. This and other forthcoming Notices will be critical in complying with new policies governing these applications. To learn more, visit: <http://grants.nih.gov/grants/guide/notice-files/NOT-OD-06-071.html>.

NEI Genome Wide Association Project

In advance of the NIH's efforts, the NEI had already created a repository of 600 DNA samples from the Age-Related Eye Disease Study (AREDS). Indeed, the AREDS effort can be seen as a prototype for the GAIN and GEI programs. Whole genome scans of 400 cases and 200 controls were performed as a collaborative effort between the NEI and the NHGRI's Center for Inherited Disease Research using both Affymetrix and Illumina genotyping platforms. These two platforms give excellent coverage of the genome and will provide a firm foundation for future studies. Toward this end, NEI is collaborating with the National Center for Biologic Information, and the National Library of Medicine to complete a dedicated public genotype-phenotype AREDS database that will be made available to investigators in the broad scientific community.

The data repository will initially contain the AREDS genotype data and relevant phenotype information, and will later be augmented with expanded clinical information, such as digitized fundus photographic images. The NEI's long-term goal is to expand this database and develop it into a comprehensive genomic database of eye diseases. NEI plans to release the data to the scientific research community in the very near future and the information on how to access the database will be published in the NIH Guide.

The Future

NIH initiatives such as GAIN, GEI and the NEI's genome wide association project are among the first NIH efforts to provide infrastructure and support for research on the genetic basis of common, complex diseases and the interplay of genes and environment. The vision research community has many available resources to expand these efforts. The availability of well-defined phenotypes, DNA samples from clinical trials and case control studies, animal models, and data on the environmental factors in many eye diseases, positions our field to make major advances in the quest to understand the basis of eye disease. ■

ARVO AWARDS AND GRANTS

2007 ARVO Awardees Announced

ARVO is pleased to announce the individuals who will be honored with the 2007 ARVO Annual Awards. All awards and lectures will be presented during the 2007 Annual Meeting.

Proctor Medal and Lecture

Nicolas G. Bazan, MD, PhD
Louisiana State University Health Sciences Center

Friedenwald Award and Lecture

Ilene K. Gipson, PhD
Harvard Medical School
Schepens Eye Research Institute

Mildred Weisenfeld Award and Lecture

David L. Guyton, MD
Johns Hopkins University, Wilmer Eye Institute

Cogan Award and Lecture

Wolfgang Drexler, PhD
Cardiff University

Kupfer Award

David F. Weeks
Research to Prevent Blindness

ARVO/Pfizer Ophthalmics Translational Research Awards

Lloyd P. Aiello, MD, PhD
Joslin Diabetes Center, Harvard Medical School
Ashim K. Mitra, PhD
University of Missouri, Kansas City

ARVO Distinguished Service Awards

Paul L. Kaufman, MD
University of Wisconsin, Madison
Joel M. Miller, PhD
Smith-Kettlewell Eye Research Institute
Larry J. Takemoto, PhD
Kansas State University
Steven E. Wilson, MD
Cleveland Clinic Foundation, Cole Eye Institute

Call for 2008 Award Nominations

Now is the time to begin thinking about nominating your colleagues for the ARVO Awards. Nominations for the 2008 Awards must be submitted by **March 2, 2007**. For information on submitting nominations, logon to www.arvo.org/nominations, or contact bhollis@arvo.org. ■

Two 2006 PBA Investigator Awards to ARVO Members



ARVO members Charlotte E. Joslin, OD, of the University of Illinois at Chicago and Marilyn E. Schneck, PhD, from the University of California, Berkeley, are among the recipients of Prevent Blindness America's 2006 Investigator Awards. Joslin was honored for her study "Chicago-area Acanthamoeba Keratitis." Schneck received the award for her project entitled "Objective Assessment of Retinal Function in Adolescents with Type 1 and Type 2 Diabetes."

Kelly W. Muir, MD, of Duke University School of Medicine, was recognized for her research project entitled "Randomized Trial of Literacy Level Appropriate Education in Improving Patient Adherence to Glaucoma Therapy." Linda K. McCloon, PhD, from the University of Minnesota, received the Investigator Award for her research project, "Intranasal Application of Neuroprotective Agents in Rats with Anterior Ischemic Optic Neuropathy." ■

The Connie Atwell Award Presented at ARVO

The recipient of the 2006 Connie Atwell Award was Laura E. Dreer from the Department of Ophthalmology, University of Alabama at Birmingham. She is pictured at right with outgoing Low Vision Research Group (LVRG) President, Manfred Mackeben, PhD. The winner receives \$500 in prize money and a plaque.

The Connie Atwell Award, awarded annually by the LVRG during the ARVO Annual Meeting, promotes the continuation of high-quality research among up-and-coming low vision investigators. ■



New Member for Foundation Board of Governors



Gary W. Abrams, MD, joined the ARVO Foundation for Eye Research (AFER) Board of Governors in July 2006. He is the Davis Barsky Chair in

Ophthalmology, Professor, and Chairman of the Department of Ophthalmology at Wayne State

University School of Medicine, and Director of Kresge Eye Institute. Abrams is a graduate of the University of Oklahoma Medical School, and completed his residency at the Medical College of Wisconsin, and a vitreoretinal fellowship at the Bascom Palmer Eye Institute. His research interests include proliferative vitreoretinopathy and diabetic retinopathy. He is the Director of the Ligon Research Center of Vision,

The ARVO Foundation for Eye Research

where he is researching artificial vision. Abrams served as ARVO President in 2005. He is also a Past President of the Association of University Professors of Ophthalmology and a Councilor for the American Academy of Ophthalmology. He has been listed in Woodward-White's *Best Doctors in America* since 1994. ■

ARVO/Pfizer Ophthalmics Research Institute Hosts Second Annual Conference



The second ARVO/Pfizer Ophthalmics Research Institute conference was held April 28-29, 2006, in Fort Lauderdale, Florida. The two-day conference, "Aqueous Humor Outflow: What Do We Know? Where Will It Lead Us?" was funded by the ARVO Foundation for Eye Research through a grant from Pfizer Ophthalmics. The conference examined the current understanding of the human trabecular and uveoscleral aqueous outflow pathways, specifically addressing four


main discussion topics: differences between normal and glaucomatous eyes as clues to pathophysiology; the role of the extracellular matrix in aqueous outflow; the role of the cellular component of the trabecular meshwork and Schlemm's canal; and the role of the uveoscleral pathway.

An article will be published this fall in *Investigative Ophthalmology & Visual Science* reporting on the proceedings and identifying future research initiatives in the field. The next conference will be held May

4-5, 2007, in Fort Lauderdale, Florida, on Drug Delivery to the Posterior Segment.


The ARVO/Pfizer Ophthalmics Research Institute is sponsored by AFER through a generous grant from Pfizer Ophthalmics. For more information on the ARVO/Pfizer Ophthalmics Research Institute, contact Rhonda Williams at rwilliams@arvo.org or 240-221-2908. ■

2006 ARVO Foundation for Eye Research Travel Grant Recipients



ARVO Executive Director Joanne G. Angle (left, center) congratulates the recipients of the grant named in memory of Angle's parents, Pauline and Oswald Lapp. This grant recognizes research impacting the aging eye, and is funded by Angle and her sister Janice Oliva.

At right, Cheryl Craft, PhD, congratulates Jim Stringham, of the University of Georgia, who was awarded the Richard Newton Lolley Grant (named after Craft's late husband). This grant recognizes work related to photoreceptors and visual pathways.



Twenty-two grants were awarded by the Retina Research Foundation/Joseph and Eula Lawrence Travel Fellowship Fund through the support of Alice McPherson, MD. Grant recipients who attended the 2006 ARVO Annual Meeting are shown at left. ■

ARVO/Alcon Clinician Scientist Mentor Workshop

Training ophthalmologists as research scientists is essential if eye and vision care is to advance, and ARVO is at the forefront in supporting mentors who can help clinicians enter the research arena. At the 2006 ARVO Annual Meeting, the ARVO Foundation for Eye Research, through a donation from Alcon Laboratories, held a workshop where presenters and audience members who are experienced in successful mentoring discussed solutions to the challenges new clinician researchers face. The challenges range from applying for funding to adjusting to the culture of the laboratory and carving out the 75 percent time required by National Institutes of Health for spending on research.

Chaired by Paul L.

Kaufman, MD, of the University of Wisconsin-Madison, the workshop is the Foundation's first formal effort toward building a cadre of trained mentors for guiding young physicians who are interested in a dual career path, one as a clinician, the other as a researcher.

The workshop focused on sharing and gathering information that will lead to an established ophthalmology clinician scientist mentoring pro-

gram. Topics included the preparation of application career awards such as the K08, K23, K24, or the newer NEI Career Transition Award; practical suggestions for successful mentoring; and ARVO's role in enhancing the mentor-mentee relationship.

Presenters were Karla Zadnik, OD, PhD, Ohio State University College of Optometry; Chyren Hunter, PhD, National Eye Institute; Todd Margolis, MD, PhD, University of California, San Francisco; Martin B. Wax, MD, Alcon Laboratories and University of Texas Southwestern Medical School; and Robert B. Nussenblatt, MD, National Eye

Institute.

Panelists were Sally S. Atherton, PhD, Medical College of Georgia; Per G. Soderberg, MD, Karolinska Institute; Joan Stein-Streilein, PhD, Harvard

Medical School; Shigeru Kinoshita, MD, PhD, Kyoto Prefectural University of Medicine; and Fiona Stapleton, PhD, University of New South Wales.

Suggestions from workshop attendees concerning ARVO's role in building the mentor-mentee program included:

- Maintain a list of training opportunities on the ARVO Web site.

- Continue discussions about how to develop a research culture in predominantly clinical institutions.



Todd Margolis, MD, PhD speaks to workshop attendees



- Develop videos that show mentors and mentees what to expect and how to maximize the relationship and experience.
- Clarify the difference between a mentor and research supervisor. A mentor might be defined as an advocate with clout, financial resources, and the ability to stand back as the trainee learns the ropes.
- Find ways to boost the profile of the clinician scientist increase the position's appeal.
- Hold additional ARVO workshops on the topic.

Additional information from this session will be available in the near future at the Foundation Web site, www.arvofoundation.org. ■

2006 Combined Federal Campaign

If you are a federal employee or know a federal employee, we encourage you to support the vision and goals of the ARVO Foundation for Eye Research by designating #7811 during the 2006 Combined Federal Campaign which runs September 1 through December 15. Your contribution will ensure the future of vision research. ■



Foundation Receives Funding for Two New Travel Grants

Grant Wood Balkema Memorial Travel Grant Award

AFER has established a travel grant endowment in honor of Grant Wood Balkema, an associate professor at Boston College who died in November 2004. Through generous donations from Boston College



and several of Balkema's colleagues, the award supports travel and expenses for up to two undergraduate students to present their findings at the ARVO Annual Meeting.

The first grant was awarded at the 2006 Annual Meeting to Gerard Daly (pictured left), Dr. Balkema's last student. Beginning in 2007, researchers may apply for the grant through the ARVO abstract submission process.

Travel Grant for Clinical Research on Aging Eye

Thanks to the generosity of several former travel grant recipients, AFER has raised the funds to award one new travel grant for clinical research being conducted on the aging eye, the theme for the 2007 ARVO Annual Meeting. ■

Acknowledging Our Supporters

Thanks to the generosity of friends and contributors like you, AFER has raised over \$1.5 million dollars to assure the future of vision research. We gratefully acknowledge the following new donors in 2006 for their support.

Barbara Battelle

Richard Born

Claude Boscher

William Brunken

Tristan Darland

Nigel Daw

Steven Devries

Nicholas Dushku

Ursula Drager

Edward Famiglietti

Akito Hirakata

Kazou Iwata

Ralph Jensen

Robert Linsenmeier

Paul Lombroso

Clint Makino

Nancy Mangini

Ann Milam

Junona Moroianu

Tri-Hung Nyugen

Brian Perkins

Lawrence Pinto

Charles Riva

Vijah Sarthy

Julie Schnapf

David Sherry

Lucy Young

Want to Fund a Grant?

Contact AFER today at 240-221-2950 or foundation@arvo.org.

Make a Donation Today!

The ARVO Foundation
for Eye Research

Join your colleagues by making a cash donation to AFER today!

It's easy!

Donate online at www.arvofoundation.org

or mail your check to:

The ARVO Foundation for Eye Research

12300 Twinbrook Parkway, Suite 250

Rockville, MD 20852-1606

Your tax deductible contribution will support programs for dedicated scientists whose research aims to eradicate eye diseases and prevent blindness globally.

You can make a difference!

To learn more about AFER, visit our Web site at www.arvofoundation.org or contact us at foundation@arvo.org or 240-221-2950. ■

For a complete list of donors, visit
www.arvofoundation.org. ■