



Vision for the Future

ARVO

2024

May 5 – 9

Seattle, Wash.

Pocket Guide

 **ARVO**[®]
The Association for Research
in Vision and Ophthalmology

ARVO.org/AM

Program Overview

Sun., May 5	Room	Time
Registration/Badge Pickup	Atrium Lobby	7am–6pm
ARVO Central	Skybridge	7:30am–6:15pm
Posters	See Mobile App/Meeting Planner	8–9:45am
Symposia	See Mobile App/Meeting Planner	8–10am
Exhibits	Exhibit Hall	9am–6pm
Opening Keynote Session	6ABC	10:15–11:45am
Keynote Author Book Signing	6BC Lobby	11:45am–12:15pm
Papers/Posters/Minisymposia	See Mobile App/Meeting Planner	1–2:45pm
Papers/Posters/Minisymposia	See Mobile App/Meeting Planner	3:15–5pm
All Posters	Poster Halls	5:15–6:15pm
ARVO Social*	The Museum of Flight	7:30–10:30pm
Mon., May 6		
Registration/Badge Pickup	Atrium Lobby	7am–6pm
ARVO Central	Skybridge	7:30am–6pm
NAEVR Briefing	2AB	7–8:30am
Papers/Posters/Minisymposia	See Mobile App/Meeting Planner	8:30–10:15am
Exhibits	Exhibit Hall	9am–6pm
Section Business Meetings	See Mobile App/Meeting Planner	10:30–11:15am
Proctor Award Lecture	6BC	11:30am–12:15pm
Friedenwald Award Lecture	6BC	12:15–1pm
Papers/Posters/Minisymposia	See Mobile App/Meeting Planner	3–4:45pm
All Posters	Poster Halls	5–6pm
Student-Trainee Social	Skybridge Lobby	6:30–8pm
Tues., May 7		
Breakfast with the Experts*	6BC	7–8:30am
Registration/Badge Pickup	Atrium Lobby	7am–6pm
ARVO Central	Skybridge	7:30am–6:30pm
Low Vision Cross-sectional Group	Chelan 2	8:30–10:15am
Exhibits	Exhibit Hall	9am–6pm
General Business Meeting	2AB	10:30–11:15am
WEAVR Luncheon*	Summitt Building	11:30am–1pm
U.S.–China Networking Forum	2AB	11:30am–1pm
Papers/Posters/Minisymposia	See Mobile App/Meeting Planner	1:15–3pm
Papers/Posters/Minisymposia	See Mobile App/Meeting Planner	3:30–5:15pm
All Posters	Poster Halls	5:30–6:30pm
ARVO/Champalimaud Lecture	6BC	6:30–7:30pm
Wed., May 8		
Registration/Badge Pickup	Atrium Lobby	7am–6pm
ARVO Central	Skybridge	7:30am–5:15pm
Weisenfeld Award Lecture	6BC	8:45–9:30am
Exhibits	Exhibit Hall	9am–5:15pm
Cogan Award Lecture	6BC	9:30–10:15am
Papers/Posters/Minisymposia	See Mobile App/Meeting Planner	10:30am–12:15pm
Genetics Cross-sectional Group	Tahoma 3	10:30am–12:15pm
Papers/Posters/Minisymposia	See Mobile App/Meeting Planner	2:15–4pm
All Posters	Poster Halls	4:15–5:15pm
MIT Poster Competition	2AB/2AB Lobby	5:30–7pm
ARVO Karaoke*	MoPop	9pm–Midnight
Thurs., May 9		
Registration/Badge Pickup	Atrium Lobby	7am–2:30pm
ARVO Central	Skybridge	7:30am–5pm
Posters	See Mobile App/Meeting Planner	8–8:45am
Symposia	See Mobile App/Meeting Planner	8–10am
Closing Keynote Session	6BC	10:15–11:30am
Papers/Posters/Minisymposia	See Mobile App/Meeting Planner	11:45am–1:30pm
Papers/Posters/Minisymposia	See Mobile App/Meeting Planner	2–3:45pm
All Posters/Salt Lake City 2025 Kickoff	Poster Halls/Skybridge Lobby	4–5pm

* Ticket Required

Convention Center Maps	3
ARVO Policies	9
Presenter Guidelines	10
How to Connect	10
Safety/Security Tips.....	11
Services	
Cash at the Meeting.....	12
Seattle Information, Tours and Restaurants	12
Disabilities or Special Needs	12
First Aid.....	12
Lost and Found.....	12
Mother's Lounge	12
Coat and Bag Check.....	12
Prayer and Meditation Room	13
Quiet Room.....	13
Recycling	13
Security Services.....	13
Water Bottles/Fountains	13
Concessions	14
Restaurants	15
Meeting Information	
Meeting Management Office.....	16
Badge Printing	16
Badge Printing Hours	16
Speaker Ready Room	17
Press Activities	17
ARVO Fellows.....	17
Travel Grant Recipients	17
Awards and Awards Lectures	
ARVO/Alcon Keynote Series.....	18
Proctor Award and Lecture	19
Friedenwald Award and Lecture	19
Weisenfeld Award and Lecture	19
Cogan Award and Lecture	19
Distinguished Service Awards	20
Achievement and Advocacy Awards.....	21
Joanne G. Angle Award.....	22
Champalimaud Award Lecture.....	22
Daily Program Schedules	
Sunday	23
Monday	27
Tuesday	31
Wednesday	36
Thursday.....	40
Special Interest Groups	41
EyeVenture	43
ARVO Social Events	44
Exhibits	
Exhibit Hall Hours	45

Table of Contents

Exhibit Hall Floor Plan	46
Exhibits A-Z	50
Exhibitor Presentations	73
Fellows Class of 2024.....	74
Dowling Society Members	76
Legacy Society Members	78
ARVO 2025 Salt Lake City Hotels	79
Travel Grant Supporters	80



The Association for Research
in Vision and Ophthalmology

5515 Security Lane, Suite 500 | Rockville, MD 20852-5034
Tel: +1.240.221.2900 | arvo@arvo.org | ARVO.org

Disclaimer

The Association for Research in Vision and Ophthalmology (ARVO) Annual Meeting online program materials and print publications aim to promote vision research and scientific discourse for educational purposes. ARVO accepts no responsibility for any products, presentations, opinions, statements or positions expressed, and inclusion of such material within the Meeting, the publications or posted online does not constitute endorsement by ARVO.

Photography Release

By attending the ARVO Annual Meeting, attendees agree to allow their names, likenesses and images either in audio, photographic or video format recorded onsite to be used by ARVO and the ARVO Foundation for Eye Research for educational and promotional purposes.

© 2024 by the Association for Research in Vision and Ophthalmology, Inc. All rights reserved. Permission to republish any part of this book must be obtained in writing from ARVO's Chief Marketing and Communications Officer prior to publication. Contact Julene Joy at jjoy@arvo.org.

Continuing Medical Education



The ARVO 2024 Annual Meeting, held in Seattle, Wash., May 5 – 9, is an accredited continuing education activity. Clinicians who register for CME credits and pay the processing fee are eligible to claim credit for attending in-person accredited paper and cross-sectional group sessions, minisymposia and symposia.

Physician Accreditation Statement

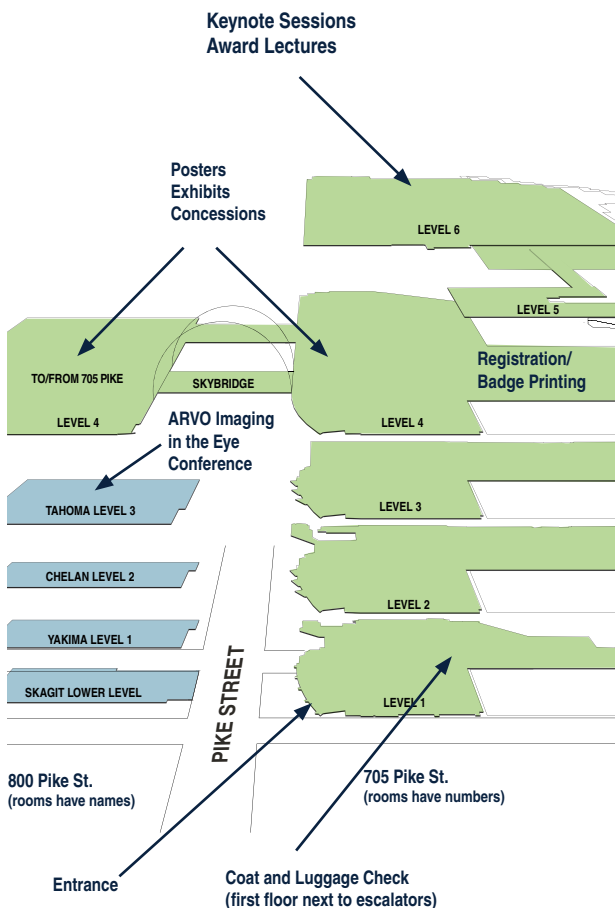
The Association for Research in Vision and Ophthalmology (ARVO) is accredited by the Accreditation Council for Continuing Medical Education (ACCME) to provide continuing medical education for physicians.

Physician Credit Designation

ARVO designates this live activity for a maximum of **23.25** AMA PRA Category 1 Credits™. Physicians should claim only the credit commensurate with the extent of their participation in the activity.

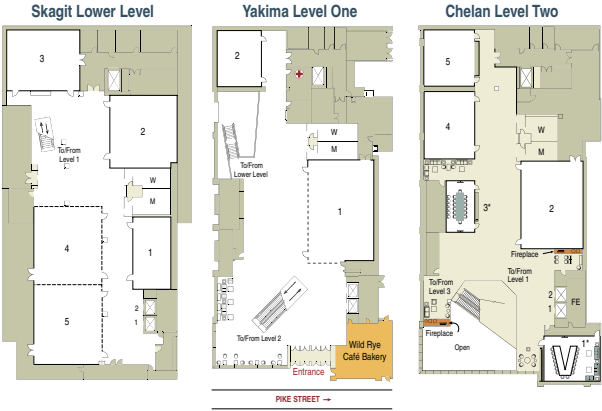
The full program details are available at [ARVO.org/CMEinfo](https://arvo.org/CMEinfo)

Seattle Convention Center

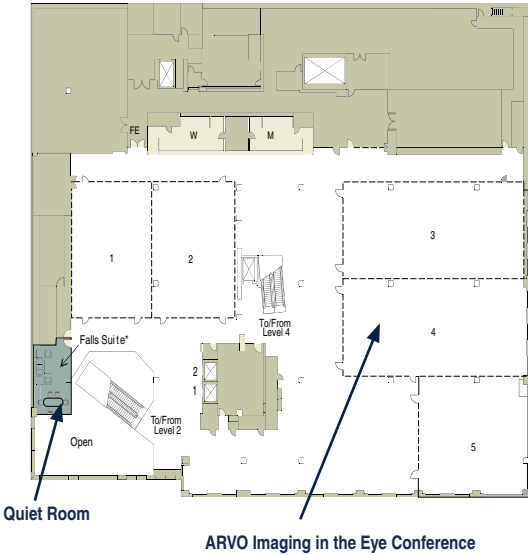


Seattle Convention Center

800 Pike St. (rooms have names)

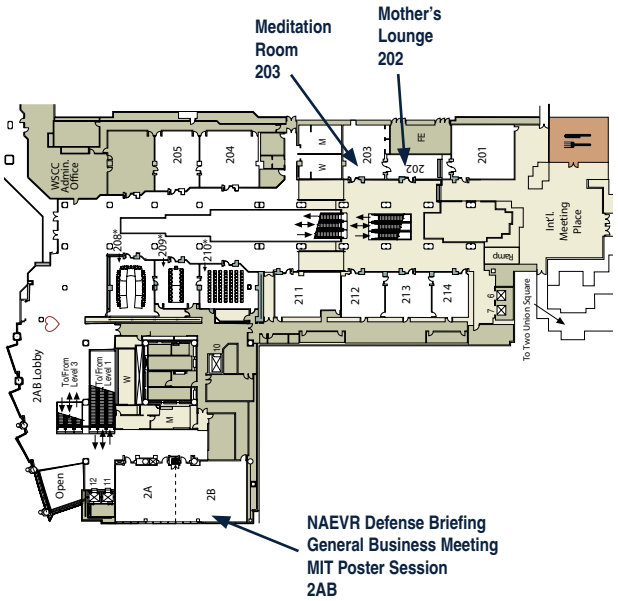


Tahoma Level Three

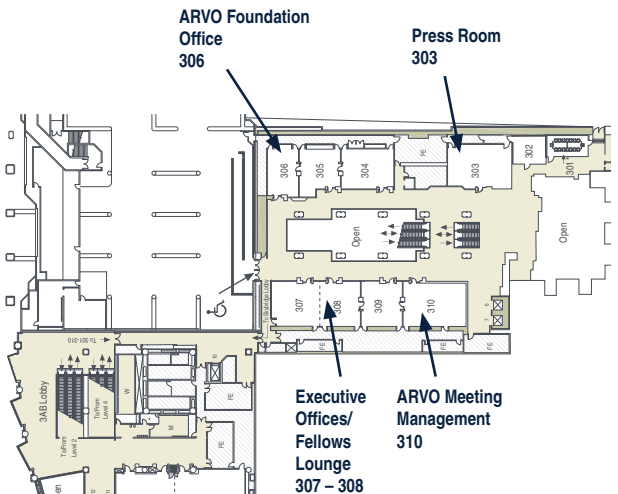


Seattle Convention Center

705 Pike St. — Level 2 (rooms have numbers)

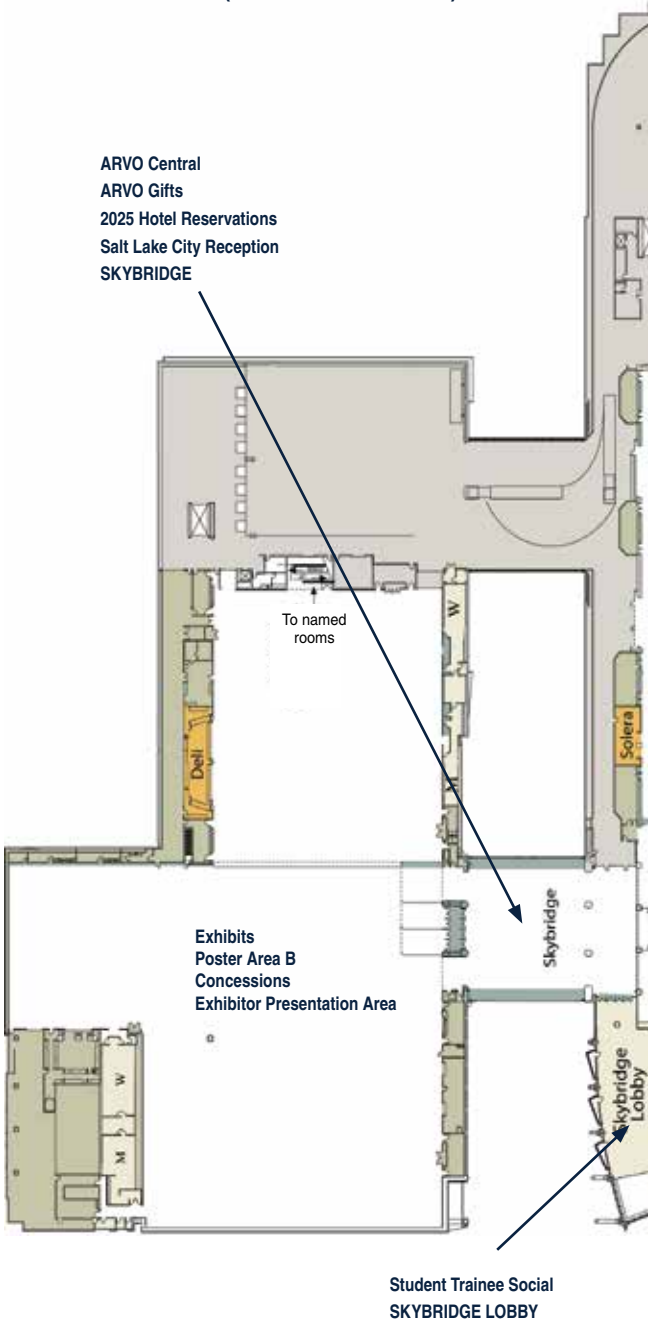


Level 3 (rooms have numbers)



Seattle Convention Center

705 Pike St. — Level 4 (rooms have numbers)



ARVO Central
ARVO Gifts
2025 Hotel Reservations
Salt Lake City Reception
SKYBRIDGE

Exhibits
Poster Area B
Concessions
Exhibitor Presentation Area

To named rooms

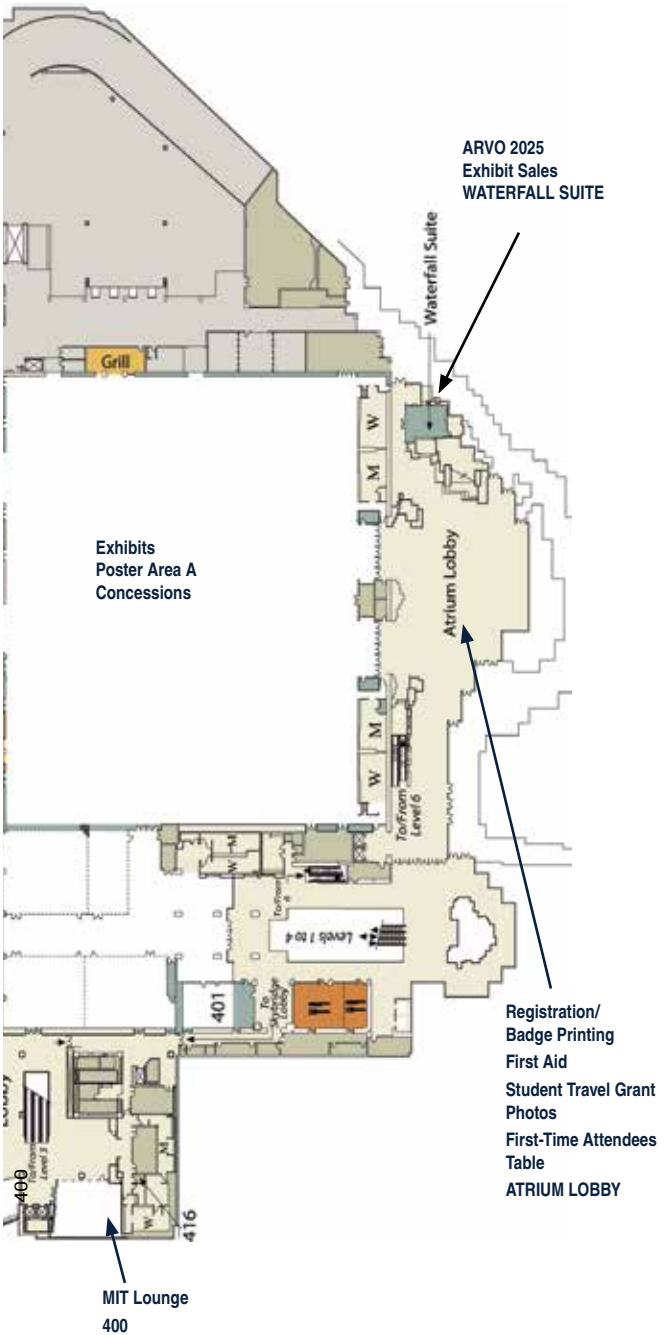
Skybridge

Skybridge Lobby

Solera

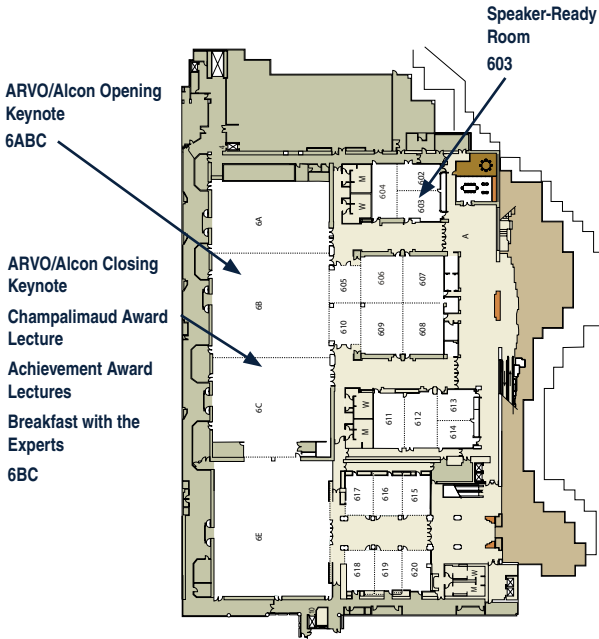
Delt

Student Trainee Social
SKYBRIDGE LOBBY



Seattle Convention Center

705 Pike St. — Level 6 (rooms have numbers)



Download the ARVO Annual Meeting mobile app

Visit your app store and search for ARVO 2024

Use the mobile app to:

- Build your daily schedule
- Find a speaker, session or poster
- Take notes on a session or poster
- View the convention center maps
- Find an exhibitor



Sponsored by:



Recording/Photography/Audiotape/Video Equipment

Policy — Recording by any means including, but not limited to, photographing, audiotaping, videotaping, screen capturing, and/or screen recording of any presentations or sessions — whether virtual or in person — at or during the Annual Meeting is strictly prohibited. Exceptions include recording by an ARVO-authorized agent for official purposes or by First Authors who wish to capture their own presentations. Violators risk confiscation of their equipment and/or dismissal/banning from the Meeting as deemed appropriate by ARVO.

Anti-harassment Policy — While attending the ARVO Annual Meeting, members, nonmember participants and invited guests are entitled to a harassment-free environment as they exchange research and engage in any ARVO activity. For detailed information on ARVO's Anti-Harassment Policy, visit **ARVO.org/Policies**.

If you wish to report a possible violation, go to the Meeting Management Office, Room 310. ARVO staff will follow established procedures to address complaints.

Commercial Relationships Policy — Presenters must state and display all applicable commercial relationships. For more information on this important policy, see the Commercial Relationships Policy at **ARVO.org/Commercial**.

Clinical Trials Registration Policy— All clinical trials that will be reported in ARVO Annual Meeting abstracts must be registered on a publicly available database. The required acknowledgement of the First Author, acting as the authorized agent for all authors, certifies that any research presented in the abstract that reports on a clinical trial is registered, and the registration location and number is included on the abstract, in compliance with the ARVO Statement on Registering Clinical Trials, arvo.org/Clinical-Trials. For more information on this policy, refer to the Clinical Trials Registration Statement at **ARVO.org/Clinical-Trials**.

Children in the Convention Center — Children under 18 who are not scientific attendees are permitted at the meeting without registration when accompanied by a parent. Please do not leave your children unattended. Children may attend sessions unless they are disruptive. Children are not permitted in ticketed events without a ticket and are not allowed on the exhibit/poster hall floor on setup days.

Presenters

All speakers are required to check into the Speaker Ready Room, Room 603, preferably 24 hours, but no later than four hours, before their presentations.

Previously uploaded presentations must be reviewed and approved.

All presentation slides and other files must be uploaded in advance of your presentation. Speaker Ready Room audiovisual (AV) technicians will upload files and screen them for compatibility. Presenters will not be allowed to load PowerPoint slides or other files directly to the computer in the session room.

Personal laptops cannot be used for presentations in the session rooms. Do not bring your laptop or other media devices to the session.

If you are unavoidably delayed, you must still go directly to the Speaker Ready Room.

Speaker Ready Room — 603

- Fri., May 3 6–9pm
- Sat., May 4 7am–6pm
- Sun., May 5 7am–6pm
- Mon., May 6 7am–6pm
- Tues., May 7 7am–6pm
- Wed., May 8 7am–6pm
- Thurs., May 9 7am–2:30pm

For details, see ARVO.org/Presenters.

How to Connect



Wireless Internet —

Complimentary internet access is available throughout the convention center. To access the internet, open your device Wi-Fi and select network name: ARVO. There is no password.

Poster Presenters

- Exhibit Hall will be open starting at 7:30am for poster presenters to hang their poster on the day of their presentation.
- All posters must be placed by 30 minutes prior to the first poster session and remain on display the entire day.
- Posters may not be displayed prior to the day of presentation.
- Presenters must be present at their posterboards during their scheduled presentation time on the day of their scheduled presentation and at the end-of-day All Posters session.
- Sunday poster presenters are strongly encouraged to register and print their badges on Saturday.
- Posters must be removed 15 minutes following the All Posters session each day. ARVO is not responsible for poster materials left at the end of day. Posters remaining on the posterboards will be removed and discarded.

For details, see [ARVO.org/Presenters](https://www.arvo.org/Presenters).

Safety/Security Tips

- Carry with you the name, address, phone numbers and email of an individual to contact in case of emergency. If you have a mobile phone, enter the emergency contact phone number in your contacts list under the heading “ICE” (In Case of Emergency).
- Be sure to carry a card describing any medical conditions or allergies you may have, or wear a medical alert tag.
- Do not wear your Meeting name badge out and about in Seattle.
- Avoid unlit streets and always walk with another person when sightseeing or shopping, particularly at night.
- Do not display large amounts of cash when paying for taxis or other purchases.
- Do not leave unsecured valuables in your hotel room; lock them in your in-room safe. Hotels are not responsible for items left in your room.
- At the meeting, check items at the coat and bag check area on Level 1 of the convention center.

Cash at the Meeting

ARVO 2024 is a cashless meeting; however, there are cash-to-card machines if needed.

Seattle Information, Tours and Restaurants

There is a concierge desk staffed by Visit Seattle on Level 1 of the convention center. They will provide information about local attractions, shopping, local transportation, tours and restaurants.

Disabilities or Special Needs

The Seattle Convention Center is accessible to the disabled. For assistance, including scooter needs, go to the Meeting Management Office, Room 310.

First Aid

The First Aid office is located in Atrium Lobby on Level 4 of the convention center and will be available during Meeting hours. You may also stop by the Meeting Management Office, Room 310.

Lost and Found

All lost items are taken to the Meeting Management Office, Room 310. Please stop by this office to see if your item has been found.

Mother's Lounge

Please see staff in Meeting Management, Room 310, for access to the Mother's Lounge, Room 202.

Coat and Bag Check

Complimentary coat and bag check will be available in Level 1 of the convention center (behind the escalators)

Hours:

- Sat., May 4 7am–6pm
- Sun., May 5 7am–7pm
- Mon., May 6 7am–8:30pm
- Tues., May 7 6am–8pm
- Wed., May 8 7am–7:30pm
- Thurs., May 9 7am–5:30pm

ARVO is not responsible for items left at the end of the meeting.

Prayer and Meditation Room

The Prayer and Meditation Room is 203. Contact the Meeting Management Office, Room 310, if you have questions.

Quiet Room

The Falls Suite/Tahoma Level is set up as a room where attendees can get a sensory break from the bustle of the meeting.

Recycling

Recycling and compost bins are located throughout the convention center. Help ARVO in our efforts to be environmentally friendly and put your trash in the appropriate receptacle.

Security Services

If you need assistance while at the convention center, contact staff in ARVO Central, Level 4 Skybridge, or Meeting Management, Room 310.

Water Bottles/Fountains

Water fountains and bottle-filling stations are located throughout the Seattle Convention Center.



GLOBAL PORTFOLIO OF CRO RESOURCES SUPPORTING THE DEVELOPMENT OF OPHTHALMIC DRUGS & DEVICES

- Early Discovery → Phase I Clinical Studies
- GLP (China)
- Efficacy & Proof of Concept Studies
- Tolerance & Safety Studies
- Pharmacokinetics Studies
- Genetic Animal Models
- Comprehensive Dosing Techniques
- State-of-the-Art Ocular Technology
- Specialized Surgical Procedures
- Tissue Collection & Bioanalysis
- Histology & Pathology (China)

Visit us in **BOOTH #4803**

昭衍
JOINN

Biomere
a JOINN company

YOUR GLOBAL PRECLINICAL CRO
MASSACHUSETTS • CALIFORNIA • CHINA

Concessions

The Seattle Convention Center offers several food service options. All concessions take Mastercard, VISA, and American Express.

Tahoma Lobby

DayStar

A selection of hot and cold Starbucks coffee drinks and assorted of baked goods

Sun., May 5	12–4pm
Mon., May 6	8am–3pm
Tues., May 7	8am–3pm
Wed., May 8	10am–2pm

Skybridge Lobby (4th Level)

DayStar

A selection of hot and cold Starbucks coffee drinks and assorted of baked goods

Sun., May 5	7am–3pm
Mon, May 6	8am–3pm
Tues., May 7	8am–3pm
Wed., May 8	8am–2pm
Thurs., May 9	7:30am–2pm

Poster Area A (Exhibit Hall)

DayStar

A selection of hot and cold Starbucks coffee drinks and assorted of baked goods

Sun., May 5	7am–5pm
Mon., May 6	8am–5pm
Tues., May 7	8am–5 pm
Wed., May 8	8:30am–4pm



Connect with ARVO on your favorite social media site to stay up-to-date on the latest news and information on eye and vision research.



twitter.com/ARVOinfo or include [#ARVO2024](https://twitter.com/ARVOinfo)



facebook.com/ARVOinfo



linkedin.com/company/arvoinfo



threads.net/@arvoinfo



ARVO Connect

arvoconnect.arvo.org

Convention Center Buildings

Several restaurants and cafes are located within the Seattle Convention Center Buildings

seattleconventioncenter.com/visitors/retail

Arch Building – 705 Pike St.

Audacity Wine Bar

Tues. – Sat. 2pm–9pm

Espresso Caffee Dior

Mon. – Sun. 7am–6pm

Ethioblue C Store

Sun. – Tue. 7am–10pm

Wed. – Sat. 7am–2am

Juicy Café

Mon. – Thurs. 8am–3pm

Fri. 8am–2pm

Taco Del Mar

Mon. – Fri. 10am–7pm

Summit Building – 900 Pine Street

Bombo Italian Kitchen

Daily 2pm–1am

Monorail Espresso

Mon. – Fri. 7am–6pm

Sat. – Sun. 8am–6pm

Pike Brewing Company

Daily 11am–7pm

Piroshky Piroshky

Mon. – Fri. 6am–6pm

Sat. – Sun. 7am–6pm

Daawat Indian Grill & Bar

(820 Pike Street)

Mon.-Sat. 11am – 9:45 pm

Sun. 12–9:45pm

Union Square

One Union Square restaurants are accessible via walkway on Level 2 of convention center.

unionsquareseattle.com

Cortina

Mon. – Fri. 11am–9pm

MOD Super Fast Pizza

Sun. – Sun 10:30am–10pm

Cortina Café

Mon. – Fri. 7am–3pm

Starbucks

Mon. – Fri. 5:30am – 5:30pm

Dimples Gifts & Sundries

One Union Square

Mon. – Fri. 9am–2pm

Walla Walla Farms Cafe

Mon. – Fri. 8am–2pm

Evergreens

Mon. – Fri. 10am–3pm

World Fresh Asian Eatery

Mon. – Fri. 11–2:30pm

Meeting Management Office

Staff will be available in Room 310 throughout the week to assist with Meeting services.

Hours:

- Sat., May 4 7am–6pm
- Sun., May 5 7am–6:30pm
- Mon. May 6 7am–7pm
- Tues., May 7 7am–6:30pm
- Wed., May 8 7am–6:30pm
- Thurs., May 9 7am–5pm

Badge Printing

ARVO 2024 badge printing will be in Atrium Lobby, Level 4, of the Seattle Convention Center. Atrium Lobby includes:

- Badge printing – Registered attendees can simply key in their name and print their badges at a badge printing kiosk.
- Press Badge Pickup – Pre-registered press can key in their name and print their badges at a badge printing kiosk.
- Name Badge Replacement – Replace a lost or forgotten name badge at the Attendee Help Desk for a \$50 fee. Corrections to the badges are free.
- Exhibitor Badge Pickup – All pre-registered exhibitors should print their confirmation and bring it with them to the convention center. Simply scan the QR code at the Exhibitor desk.

Badge Printing Hours

Sunday presenters are strongly encouraged to print their badges on Saturday.

- Sat., May 4 7am–6pm
- Sun., May 5 7am–6pm
- Mon., May 6 7am–6pm
- Tues., May 7 7am–6pm
- Wed., May 8 7am–6pm
- Thurs., May 9 7am–2:30pm

Speaker Ready Room — Room 603

All speakers are required to check into the Speaker Ready Room at least four hours in advance of their presentation.

- Fri., May 3 6–9pm
- Sat., May 4 7am–6pm
- Sun., May 5 7am–6pm
- Mon., May 6 7am–6pm
- Tues., May 7 7am–6pm
- Wed., May 8 7am–6pm
- Thurs., May 9 7am–2:30pm

For details, see [ARVO.org/Presenters](https://arvo.org/Presenters).

Press Activities

ARVO invites members of the press to cover paper and poster sessions at the Meeting. Pre-registered press can simply key in their names and print their badges at a badge printing kiosk. Please note that research presented at the Meeting may be proprietary or submitted for publication.

The Press Room is Room 303, with some space available for interviews. Please inquire in the Press Room.

ARVO Fellows

ARVO Fellows in the Class of 2024 may pick up their materials at the Executive/Fellows Lounge, Room 307–308 of the convention center, during Badge Printing hours. Ribbons for prior year Fellows will also be available.

Travel Grant Recipients

Pick up your Travel Grant packet which includes your ribbon and certificate at the Information Desk in the Atrium Lobby, Level 4, of the convention center on Saturday. Packets will be available at ARVO Central during the rest of the meeting.

Save the date



ARVO/Alcon Keynote Series



Opening Keynote

Sun., May 5

10:15–11:45am

6ABC

Exploring the realm of animal perception

Ed Yong

Pulitzer Prize winner and bestselling author

Following the keynote, Yong will be available to sign copies of his book *An Immense World*. Copies will be available to purchase.

Closing Keynote

Thurs., May 9

10:15–11:30am

6BC

*Communicating
science*



Sheril Kirshenbaum

Emmy Award-winning scientist and author

The ARVO/Alcon Keynote Series is sponsored by the ARVO Foundation through a generous grant from Alcon Laboratories.

Proctor Award and Lecture

Mon., May 6, 11:30am–12:15pm
6BC

*The epidemic of age-related
macular degeneration:
Therapeutic strategies
towards prevention*

Emily Y. Chew, MD, FARVO



Friedenwald Award and Lecture

Mon., May 6, 12:15–1pm
6BC

*Genes, networks and karma
in retinal development and
disease*

Anand Swaroop, PhD, FARVO



Weisenfeld Award and Lecture

Wed., May 8, 8:45–9:30am
6BC

*Macrophages: Two-sided
coins in eye diseases*

Martine J. Jager, MD, PhD,
FARVO



Cogan Award and Lecture

Wed., May 8, 9:30–10:15am
6BC

*Immune cells: The unseen
guardians of ocular health
and disease resilience*

Daniel R. Saban, PhD, FARVO



ARVO Distinguished Service Awards

Distinguished Service Award recipients will be recognized at the General Business Meeting, Tues., May 7, 10:45–11:30am, 2AB.



Hans E. Grossniklaus, MD, MBA, FARVO
Emory University School of Medicine—Emory Eye Center
Immediate Past President
2023 – 2024
President, 2022 – 2023
AP Section Trustee, 2019 – 2022



Andrew Taylor, PhD, FARVO
Boston University School of Medicine
Vice President, 2023 – 2024
IM Section Trustee,
2019 – 2023



Stephen Burns, PhD, FARVO
Indiana University School of Optometry
Vice President, 2023 – 2024
VI Section Trustee,
2019 – 2023



Joel S. Schuman, MD, FARVO
Wills Eye Institute
Chair, ARVO Foundation Board of Governors,
2021 – 2024

ARVO Achievement and Advocacy Awards

Recipients will be recognized at the General Business Meeting, Tues., May 7, 10:45–11:30am, 2AB.



Kupfer Award

**Hendrik P.N. Scholl, MD,
FARVO**

Co-Founder and Director
Institute of Molecular and
Clinical Ophthalmology
Basel, Switzerland



Special Recognition Award

Israel Goldberg, PhD

Former Director of Extramural
Programs
National Eye Institute
Bethesda, Md.



Achievement in Eye and Vision Advocacy Award

**Roxanne Crosby-Nwaobi,
RN, PhD**

NIHR ICA
Moorfields NIHR
Biomedical Research Centre
London, U.K.



Emerging Advocate Award

Rohan Bir Singh, MD

Schepens Eye Research
Institute, Mass Eye and Ear
Harvard Medical School
Boston, Mass.

Joanne G. Angle Award



Justine R. Smith, Franzco,
PhD, FARVO

The Joanne G. Angle Award is the highest service honor to a volunteer professional bestowed by ARVO. This year the award is being presented to Justine R. Smith, FRANZCO, PhD, FARVO.

A member for over 20 years, Smith has served on the Annual Meeting Program Committee [representing the IM Section and serving as chair], the ARVO Foundation Awards Committee, the ARVO-EBAA Eye Bank Working Group, the Global Mentorship Working Group and the Womens' Leadership Development Working Group, which she chaired. In addition, she has been a member of the editorial board for *IOVS*, a Section Trustee on the ARVO Board, ARVO President (2013 – 2014) and Executive Vice President (2017 – 2022).

Smith will be recognized at the General Business Meeting Tues., May 7, 10:30–11:15am, 2AB.

The Champalimaud Award Lecture

Tues., May 7 | 6:30–7:30pm | 6BC

The António Champalimaud Vision Award is presented to active research groups involved in basic or clinical research which has led to a major breakthrough in the understanding and/or the preservation of vision.

The 2023 award recognizes St. John of Jerusalem Eye Hospital for their fight against blindness in the West Bank and Gaza. The lecture will be presented by Ahmad Ma'ali, PhD, MPH, BSN, Chief Executive Officer.



Sun., May 5 ■ Paper Sessions, Lectures, etc.

Time	Title/ Section	CME Accredited	Location
8–10am	Advancing therapeutic strategies for neurodegenerative blindness — Symposia		606
	Imaging cellular dynamics: Current trends in ophthalmic research— Symposia		612
	Vision for the future: Exploring the transformative potential of Artificial Intelligence in Ophthalmology — Symposia	*	6E
10:15– 11:45am	ARVO/Alcon Opening Keynote Ed Yong		6ABC
1–2:45pm	Retinal pigmented epithelium: Function and dysfunction (RC)	*	3AB
	Development of computational modeling, machine learning and artificial intelligence approaches in glaucoma (GL)		6A
	AMD: Clinical research I (RE)		6E
	Retinal development (RC)	*	606
	Ocular blood flow and biomechanics (GL)	*	608
	Corneal epithelial wound repair and healing (CO)	*	609
	Retina miscellaneous: Translational (RE)	*	612
	Dry eye: Clinical aspects (CO)	*	615
	Neuro-ophthalmology and genetics (EY)		620
	Myopia - Epidemiology and intervention (CL)		Skagit 4
	Metabolic pathways and dynamics in retina/RPE (PH)	*	Yakima 1
	Activities of daily living with low vision (LV)	*	Chelan 2
	New biomarkers and image interpretation (MOI)		Tahoma 2
Improving the understanding of genetic variants in ocular disorders (BI)	*	Tahoma 3	

Sun., May 5 ■ Paper Sessions, Lectures, etc.

Time	Title/ Section	CME Accredited	Location
1–2:45pm (continued)	Vice President Session: Understanding the initial stages of diabetic eye disease (VI) — Minisymposium	*	Tahoma 4
3:15–5pm	ImmunoQuest: Journey into the intricacies of immune responses in ocular diseases (IM)	*	3AB
	Neurotherapeutic targeting and neurorestoration (GL)	*	6A
	Advances in stem cell and organoid models of retinal development and disease (RC)		6BC
	Diabetic retinopathy (RE)	*	6E
	Vision to future: The translational scientist (AP) — Minisymposium		608
	Cataractogenesis mechanisms and treatments (LE)	*	609
	AMD imaging I (RE)		612
	Corneal immunology and neovascularization (CO)	*	615
	Corneal imaging and biomechanics (CO)		620
	Glaucoma - Risk factors and omics (CL)	*	Skagit 4
	Visual function, color vision and visual psychophysics (VI)		Yakima 1
	Whole genome approaches to complex disease genetics (GEN)	*	Chelan 2
	OCT clinical application (MOI)		Tahoma 2
	Current clinical trials and novel approaches for treatment of genetic disorders (BI)	*	Tahoma 3
	Beyond the bottleneck: Nonaxonal signaling mechanisms in glaucoma and new approaches to neuroprotection (VN) — Minisymposium		Tahoma 4

Sun., May 5 ■ Posters

Time	Session Title	Board #
8–9:45am	Corneal epithelial wound repair and healing (CO)	A0020-A0068
	Neuro-ophthalmology (EY)	A0296-A0350
	Myopia - Epidemiology and treatment (CL)	A0424-A0482
	Advances in retina/RPE therapeutics: New drugs, mechanisms of action, toxicity, and metabolic insights (PH)	B0180-B0206
	AMD-1 (anti-VEGF) (RE)	B0273-B0327
	Retinal vasculature and neovascularization (RC)	B0416-B0466
	Diabetic retinopathy: Mechanisms and pre-clinical studies (RC)	B0522-B0542
	Large language models in ophthalmology (CL)	B0668-B0693
1–2:45pm	Retinoblastoma (AP)	A0001-A0019
	Corneal stroma: Keratocytes, wound repair and healing (CO)	A0069-A0113
	Cataract surgery: Outcomes and epidemiology (LE)	A0166-A0195
	Inflammatory factors contributing to ocular diseases (IM)	A0220-A0241
	Teleophthalmology and screening (CL)	A0242-A0284
	Beyond associations: Studies in functional characterization, gene regulation and multi-omics (GEN)	A0483-A0527
	Neurotherapeutic targeting and neurorestoration (GL)	B0071-B0109
	AMD therapeutic strategies (RC)	B0207-B0222
	AMD: Mechanisms and preclinical studies (RC)	B0223-B0272
	Retina miscellaneous I (RE)	B0361-B0415
	New developments in diabetic retinopathy (BI)	B0467-B0521
	Vitreoretinal surgery and retinal detachment I (RE)	B0544-B0594
	3:15–5pm	Corneal surgery (CO)
Novel ideas in microbiology and immunology (IM)		A0196-A0219
Eye movements and reading (LV)		A0285-A0295

Poster board numbers correspond to poster location in the Exhibit Hall.

A = Poster Area A, B = Poster Area B.

Sun., May 5 ■ Posters (continued)

Time	Session Title	Board #
3:15–5pm (continued)	Strabismus (EY)	A0351-A0385
	Mechanisms of Refractive Error and Eye Development (AP)	A0386-A0423
	Ocular flow and biomechanics (GL)	B0001-B0042
	Neuroprotection, blood flow, ischemia-reperfusion and aqueous humor dynamics (PH)	B0043-B0070
	Retinoids and retinal diseases (BI)	B0110-B0179
	AMD - Epidemiology (CL)	B0328-B0360
	New imaging biomarkers (MOI)	B0595-B0637
	Applications of adaptive optics and advanced imaging (VI)	B0638-B0667
5:15–6:15pm	All Posters	



Drop-In Mentoring

Looking for career guidance from a female perspective?

Mid- and senior-level ARVO members provide 15–30 minute mentoring sessions during ARVO 2024.

Meet with a mentor at ARVO Central on the Skybridge, **Sun., May 5 – Wed., May 8, 12–3pm each day.**

No appointment necessary.

Women in Eye and Vision Research



Poster board numbers correspond to poster location in the Exhibit Hall.
A = Poster Area A, B = Poster Area B.

Mon., May 6 ■ Paper Sessions, Lectures, etc.

Time	Title/ Section	CME Accredited	Location
7–8:30am	NAEVR Defense Briefing		2AB
8:30– 10:15am	Retinal Barriers: Formation, function and disruption (RC) — Minisymposium		6E
	Modelling vision at multiple scales: In search of a virtual visual system (VI) — Minisymposium	*	Tahoma 4
	Liquid biopsy for ocular tumors (AP)	*	608
	Novel findings in inherited retinal disorders (BI)	*	Tahoma 3
	Digital health and AI (CL)	*	Skagit 4
	Corneal surgery (CO)	*	615
	Eye movements and extraocular muscles (EY)	*	620
	Structure and function of the optic nerve and posterior segment (GL)		6A
	Novel cellular and molecular targets for ocular inflammatory disease (IM)	*	3AB
	Lens fiber cells and biomechanics (LE)	*	609
	Functional retinal imaging (MOI)	*	Tahoma 2
	Emerging therapies in ocular neuroprotection: From peptide treatments to molecular interventions in glaucoma, traumatic brain injury, and retinal disorders (PH)	*	606
	Retinal function and prosthesis (RE)		612
	Electroretinography: Basic mechanisms and disease (VN)	*	Tahoma 5
10:30– 11:15am	Section Business Meetings		See mobile app
11:30am– 12:15pm	Proctor Award and Lecture Emily Y. Chew, MD, FARVO		6BC
12:15–1pm	Friedenwald Award and Lecture Anand Swaroop, PhD, FARVO		6BC

Mon., May 6 ■ Paper Sessions, Lectures, etc.

Time	Title/ Section	CME Accredited	Location
1:15–2:45pm	RUSH2A natural history study: 4 year progression data and implications for future trial design		6E
3–4:45pm	Biomechanical properties of normal, aging, and pathological eye tissues (LE) — Minisymposium		606
	A roadmap for developing vision-restoring therapies for patients suffering from optic neuropathy (GL) — Minisymposium	*	6BC
	RPE degeneration and aging (BI)	*	Tahoma 3
	Health care delivery and economy (CL)		Skagit 4
	Corneal endothelium (CO)		615
	Pediatric ophthalmology (EY)	*	620
	Zooming in on genes and their influence on disease (GEN)	*	Chelan 2
	Tools and advancements in glaucoma diagnosis, monitoring and management (GL)		608
	Microbial symphony: Understanding the harmony of pathogens and immunology (IM)	*	3AB
	Progress on adaptive optics imaging (MOI)	*	Tahoma 2
	Advancements in age-related macular degeneration: Novel drugs, delivery systems, and mechanistic insights (PH)		Yakima 1
	Retinitis pigmentosa (RE)		612
	AMD anti VEGF I (RE)		6E
	Advances in age-related macular degeneration (RC)	*	6A
	Photoreceptors and outer retina (VN)	*	Tahoma 5

Mon., May 6 ■ Posters

Time	Session Title	Board #
8:30– 10:15am	Stem cells and therapeutic development (RC)	A0001-A0046
	Machine learning for classification (MOI)	A0215-A0252
	Development of computational modeling, machine learning and artificial intelligence approaches in glaucoma (GL)	A0337-A0368
	Glial cell biology and neuron/glia interactions (RC)	A0473-A0503
	Metabolic and immune pathways in the retina (RC)	B0001-B0023
	Retinal vascular diseases and ROP I (RE)	B0048-B0086
	Diabetic retinopathy I (RE)	B0087-B0120
	Diabetic retinopathy - Epidemiology (CL)	B0121-B0164
	Visual impairment and visual quality of life (CL)	B0165-B0199
	Tools and advancements in glaucoma diagnosis, monitoring, medications, and lasers (GL)	B0220-B0290
	AMD new drugs, delivery systems and mechanisms of action I (PH)	B0291-B0317
	The nature of ocular surface homeostasis and disease (IM)	B0355-B0392
	Corneal epithelium (CO)	B0427-B0450
	Corneal imaging and biomechanics (CO)	B0451-B0499
3–4:45pm	Cataract surgery: Treatments and techniques (LE)	B0591-B0618
	Treatment strategies for inherited retinal disease (RC)	A0047-A0082
	Melanoma (AP)	A0083-A0119
	AMD-2 (imaging) (RE)	A0120-A0174
	AI in the retina I (RE)	A0175-A0214
	Machine learning: Progress on segmentation and other developments (MOI)	A0253-A0308
	Big data and EHR analysis (CL)	A0309-A0336
	RGC function, dysfunction and central processing (VN)	A0369-A0410
Glaucoma and biomechanics (BI)	A0411-A0430	

Poster board numbers correspond to poster location in the Exhibit Hall.

A = Poster Area A, B = Poster Area B.

Mon., May 6 ■ Posters (continued)

Time	Session Title	Board #
3–4:45pm (continued)	Structure and function of the optic nerve and posterior segment (GL)	A0431-A0472
	Mitochondrial metabolism in retinal health and disease (RC)	B0024-B0047
	Walking and driving with low vision (LV)	B0200-B0219
	Advances in uveitis treatment (IM)	B0318-B0354
	Corneal neuropathy and ocular pain (CO)	B0393-B0426
	Contact lens (CO)	B0500-B0539
	Myopia and refractive error development and mechanisms (VI)	B0540-B0590
5–6pm	All Posters	

Meet the Editors

Stop by ARVO Central to meet the editors of two of ARVO's scientific journals

Joseph Carroll, PhD, FARVO
Editor-in-Chief, *Investigative Ophthalmology & Visual Science*



Roy S. Chuck, MD, PhD
Editor-in-Chief, *Translational Vision Science & Technology*



Mon., May 6 **2:30–4pm**
Tues., May 7 **12–1:30pm**

Ask about:

- Journal scope
- Peer review
- Best practices for improving your manuscript
- Causes for rejection
- Anything else you've always wanted to know

Poster board numbers correspond to poster location in the Exhibit Hall.
A = Poster Area A, B = Poster Area B.

Tues., May 7 ■ Paper Sessions, Lectures, etc.

Time	Title/ Section	CME Accredited	Location
8:30– 10:15am	Novel approaches and models to gain insight in albinism (EY) — Minisymposium	*	620
	Low Vision Group: Virtual and augmented reality for low vision (LV)		Chelan 2
	Global health and health disparities (CL)		Skagit 4
	Corneal cell biology, molecular biology, tissue engineering and regenerative medicine (CO)		615
	Conjunctiva, ocular surface in health and disease (CO)	*	608
	Glaucoma risk and pathogenics: From data science to translational mechanisms (GL)	*	6A
	Keeping the peace: Factors that regulate inflammation and disease (IM)		3AB
	Anterior segment imaging plus AI in Alzheimer's, glaucoma, and retina (MOI)	*	Tahoma 2
	Understanding and modulating ocular physiology: Insights into aqueous humor dynamics, intraocular pressure, and blood flow (PH)		Yakima 1
	AI in the retina (RE)		6E
	AMD: Clinical research II (RE)		612
	Glial contributions to retinal health and disease (RC)	*	606
	10:30– 11:15am	Myopia management treatments and mechanisms (VI)	
General Business Meeting			2AB
11:30am– 1pm	USA-China Networking Forum		2AB
	WEAVR Luncheon (tickets required)		Summit Ballroom
1:15–3pm	Vice President Session: Next-gen researchers in ocular immunology and microbiology (IM) — Minisymposium	*	3AB

Tues., May 7 ■ Paper Sessions, Lectures, etc.

Time	Title/ Section	CME Accredited	Location
1:15–3pm (continued)	New ideas in glaucoma (GL)		6A
	AMD imaging II (RE)	*	6E
	Retinal angiogenesis (RC)	*	606
	Retinoblastoma (AP)		608
	Lens cell development, morphogenesis, and physiology (LE)	*	609
	Stem cell and gene therapy (RE)		612
	Contact lens (CO)		615
	Functional consequences of amblyopia (EY) – Minisymposium	*	620
	Retina/RPE treatment: New drugs, delivery methods, and mechanisms of action (PH)	*	Yakima 1
	Large-scale omics analysis in ocular disease (GEN)	*	Chelan 2
	Biomarker breakthroughs in ocular fluids (BI)	*	Tahoma 3
Retinal disease and neuronal repair (VN)	*	Tahoma 5	
3:30–5:15pm	Envision the future of ophthalmology through generative AI in images and language (CL) — Minisymposium		Skagit 4
	Non-coding variation in human eye disease: From discovery to functional exploration (BI) — Minisymposium	*	Tahoma 3
	Myopia: Structural changes from cornea to sclera (AP)	*	608
	Keratoconus and collagen crosslinking (CO)	*	615
	Dry eye regulators: Lacrimal gland and meibomian gland, basic mechanisms (CO)		620
	Neuroinflammation and neurodegeneration I (GL)	*	6A
	On your last nerve: The nature of neuroimmune interactions at the ocular surface (IM)	*	Yakima 1

Tues., May 7 ■ Paper Sessions, Lectures, etc.

Time	Title/ Section	CME Accredited	Location
3:30–5:15pm (continued)	Advances in cataract surgery (LE)		609
	OCT angiography clinical application (MOI)	*	Tahoma 2
	Retina miscellaneous: Clinical (RE)		6E
	Vitreoretinal surgery (RE)	*	612
	Using patient derived stem cells to model and treat inherited retinal disease (RC)	*	6BC
	Advances in diabetic retinopathy (RC)	*	606
	Inner retinal processing (VN)	*	Tahoma 5
	Functional imaging and optoretinography (VI)	*	Tahoma 4
6:30–7:30pm	Champalimaud Vision Award Lecture		6BC



NAEVR
National Alliance For
Eye And Vision Research

Visit NAEVR, Booth #5003, Exhibit Hall

Hosted by NAEVR's Dan Ignaszewski and Judy Hill

- Contact Congress to support vision research funding increases
- Learn about research funding resources, such as multiple Department of Defense (DoD) funding opportunities to meet critical vision research gaps

NAEVR's Defense-Related Vision Research Opportunities Session

Mon., May 6, 7–8:30am, 2AB

Vision Research Program (VRP) Manager Tian Wang, PhD, will present DoD-identified vision trauma research gaps and funding opportunities. The VRP is an important funding stream for researchers of deployment-related eye injuries and visual dysfunction. In addition, past DoD VRP grantees will provide insights on optimizing researchers' responsiveness to funding requests.

eyereseearch.org

Tues., May 7 ■ Posters

Time	Session Title	Board #
8:30– 10:15am	Anterior segment, ocular trauma and surgery - Epidemiology (CL)	A0001-A0054
	Corneal immunology and neovascularization (CO)	A0055-A0081
	Dry eye: Clinical aspects (CO)	A0082-A0146
	Clinical and experimental advances in the analysis of ocular inflammation (IM)	A0147-A0191
	Thyroid eye disease and extra ocular muscle (EY)	A0192-A0215
	Assessing the visual system I - Binocular vision, eye movements, motion, and color (VI)	A0233-A0262
	Retinitis pigmentosa and macular diseases (RE)	A0351-A0394
	Retina: Physiology and pharmacology (PH)	A0418-A0453
	Next-gen sequencing and omics studies (BI)	A0504-A0524
	Diabetic retinopathy II (RE)	B0476-B0508
1:15–3pm	Lens aging, biomechanics, and cataractogenesis (LE)	B0509-B0534
	Low vision performance assessment (LV)	A0216-A0232
	Optics, imaging, and retinal function (VI)	A0263-A0306
	AO, functional imaging, and new OCTA developments (MOI)	A0307-A0350
	Retinal regeneration and reprogramming (RC)	A0476-A0503
	Tools and advancements in glaucoma surgery (GL)	B0039-B0113
	Glaucoma: Mechanistic insights and emerging treatments (BI)	B0184-B0231
	Intraocular pressure, corneal disease, and ocular toxicology (PH)	B0250-B0273
	Conjunctiva, ocular surface in health and disease (CO)	B0274-B0309
	Cornea: Other (CO)	B0310-B0369
AI in epidemiology and clinical research (CL)	B0370-B0399	

Poster board numbers correspond to poster location in the Exhibit Hall.

A = Poster Area A, B = Poster Area B.

Tues., May 7 ■ Posters

Time	Session Title	Board #
1:15–3pm (continued)	AI in the retina II (RE)	B0400-B0441
	AMD: Translational studies (RE)	B0442-B0475
3:30–5:15pm	Photoreceptors and outer retinal processing (VN)	A0395-A0417
	Neuroprotection in the retina (RC)	A0454-A0475
	Drug delivery: Iris ciliary body, intraocular fluids and posterior segment (PH)	B0001-B0038
	Vitreoretinal surgery and retinal detachment II (RE)	B0114-B0159
	Glaucoma risk and pathogenics: From data science to translational mechanisms (GL)	B0160-B0183
	Experimental models of glaucoma: In vitro, ex-vivo and in vivo (GL)	B0232-B0249
	Other ophthalmic tumors (AP)	B0535-B0562
	Keratitis (CO)	B0563-B0590
	Corneal endothelial biology (CO)	B0591-B0629
	Teaching, training and education (CL)	B0630-B0678
	Genetic variation underlying disease (GEN)	B0679-B0705
5:30–6:30pm	All Posters	

Future ARVO Annual Meetings

Salt Lake City, Utah

May 4 – 8, 2025

visitsaltlake.com

Toronto, ON, Canada

April 30 – May 4, 2028

destinationtoronto.com

Denver, Colo.

May 3 – 7, 2026

denver.org

Seattle, Wash.

May 6 – 10, 2029

visitseattle.org

San Diego, Calif.

May 2 – 6, 2027

sandiego.org

Poster board numbers correspond to poster location in the Exhibit Hall.

A = Poster Area A, B = Poster Area B.

Daily Program

Wed., May 8 ■ Paper Sessions, Lectures, etc.

Time	Title/ Section	CME Accredited	Location
8:45–9:30am	Weisenfeld Award and Lecture Martine J. Jager, MD, PhD, FARVO		6BC
9:30– 10:15am	Cogan Award and Lecture Daniel R. Saban, PhD, FARVO		6BC
10:30am– 12:15pm	The future of imaging ocular inflammation is now (IM) — Minisymposium		3AB
	Outflow pathway and aqueous humor dynamics I (GL)	*	6A
	Therapeutic approaches for inherited retinal disease (RC)	*	606
	Melanoma (AP)		608
	Lens fibrosis and stress (LE)	*	609
	Retinal vascular diseases and ROP (RE)	*	612
	Cornea: Other (CO)	*	615
	Amblyopia (EY)		620
	Retinal diseases - Epidemiology (CL)	*	Skagit 4
	Novel drugs, delivery systems, anti-inflammatory agents, antibiotics, antivirals, oxidative stress and aqueous humor dynamics (PH)	*	Yakima 1
	Vision restoration and assistive technology (LV)	*	Chelan 2
	Advances in imaging technologies and applications (MOI)	*	Tahoma 2
	Genetics Group: How statistical genetics can lead to improved therapeutics and patient care (GEN)		Tahoma 3
	Ocular biometry models and myopia development (VI)		Tahoma 4
	RGCs and retinal output (VN)	*	Tahoma 5
12:30–2pm	NEI Director's Session		6BC
2:15–4pm	Neuroinflammation and neurodegeneration II (GL)	*	6A
	Diabetic macular edema (RE)		6E

Wed., May 8 ■ Paper Sessions, Lectures, etc.

Time	Title/ Section	CME Accredited	Location
2:15–4pm (continued)	Photoreceptor development and degeneration (RC)	*	606
	Illuminating myopia: Newer insights into the mechanism and effects of light on myopia (AP) — Minisymposium	*	608
	AMD anti VEGF II (RE)		612
	Contact lens is not a piece of plastic: Back to the future (CO) — Minisymposium		615
	Keratitis (CO)	*	620
	AI in clinical research and real world (CL)		Skagit 4
	Targeting diabetic retinopathy: Pharmacological agents and their mechanisms of action (PH)	*	Yakima 1
	Solving the missing heritability problem: Successes and novel approaches (BI)	*	Tahoma 3
	Adaptive optics imaging and clinical applications (VI)		Tahoma 4
4–5:30pm	NEI Global Health Session		3AB

2024 Annual Meeting Survey

We want to hear from you! Following the Annual Meeting, all attendees will receive a link to the Annual Meeting Survey. Please take a few minutes to respond and send us your thoughts about how ARVO can continue to improve the Annual Meeting. We appreciate your attendance and look forward to receiving your comments.

Wed., May 8 ■ Posters

Time	Session Title	Board #
10:30am– 12:15pm	AMD-3 (clinical research) (RE)	A0071-A0120
	Retina miscellaneous II (RE)	A0121-A0175
	Corneal biology, tissue engineering, and regenerative medicine (CO)	A0176-A0223
	Stem cell models of retinal development and disease (RC)	B0194-B0238
	Keratoconus and collagen crosslinking (CO)	A0224-A0248
	Diabetic retinopathy, anti-inflammatory agents, antibiotics and antivirals (PH)	A0304-A0330
	Glaucoma - Epidemiology (CL)	A0385-A0427
	Genetic factors in ocular phenotypes (BI)	B0103-B0166
	Photoreceptor development and degeneration (RC)	B0295-B0358
	OCT and OCT angiography I (MOI)	B0547-B0596
2:15–4pm	Functional testing and visual fields (GL)	B0436-B0487
	Choroidal vasculature and neovascularization (RC)	A0001-A0029
	AMD and retina anatomy (AP)	A0030-A0070
	Lens physiology and stress (LE)	A0249-A0276
	Immunological landscape in ocular health and diseases (IM)	A0277-A0303
	Retina/RPE: New drugs, mechanisms of action, and toxicity (PH)	A0331-A0360
	Retinal diseases - Epidemiology (CL)	A0361-A0384
	Outflow pathway and aqueous humor dynamics I (GL)	A0428-A0449
	Outflow pathway and aqueous humor dynamics II (GL)	A0450-A0472
	Amblyopia and eye movements (EY)	B0001-B0042
	Pediatric ophthalmology (EY)	B0043-B0065
	Pediatric ophthalmology and inherited eye diseases (CL)	B0066-B0102
	Rare mutations and their consequence in the eye (GEN)	B0167-B0193
Gene and cell therapies and other novel therapeutics I (BI)	B0239-B0294	

Poster board numbers correspond to poster location in the Exhibit Hall.

A = Poster Area A, B = Poster Area B.

Wed., May 8 ■ Posters

Time	Session Title	Board #
2:15–4pm (continued)	Inner retinal circuits and function (VN)	B0359-B0377
	Retinal function testing and advanced therapies (RE)	B0378-B0420
	Technology for vision improvement and restoration (LV)	B0421-B0435
	Optics, photoreceptors, and visual acuity (VI)	B0488-B0522
	Extended reality and machine learning in vision science (VI)	B0523-B0546
	OCT and OCT angiography II (MOI)	B0597-B0643
	Anterior segment imaging, ultrasound and MRI, and preclinical/animal models (MOI)	B0644-B0692
4:15–5:15pm	All Posters	

MIT Poster Award Session and Judging

Wed., May 8 | 5:30–7pm | 2AB

MIT First Authors of the top five scored poster abstracts from each Scientific Section and Cross-sectional Group will participate in the MIT Outstanding Poster Award Competition. One award recipient from each Scientific Section and Cross-sectional Group will be selected by judges from each scientific section. Award recipients will be selected based on how well a poster displays the abstract's research and on how effectively the MIT First Author discusses the research with the judges and with meeting participants.

All meeting participants are invited to view the competing posters and presentations. Winners will be announced on Thursday at the Closing Keynote Session.

Light refreshments will be served.

Poster board numbers correspond to poster location in the Exhibit Hall.
A = Poster Area A, B = Poster Area B.

Thurs., May 9 ■ Paper Sessions, Lectures, etc.

Time	Title/ Section	CME Accredited	Location
8–10am	Innovative approaches for harnessing novel small and biomolecules for the treatment of eye diseases — Symposium	*	6A
	Developing gene therapy for glaucoma neuroprotection: Opportunities and challenges — Symposium		6E
10:15– 11:30am	ARVO/Alcon Closing Keynote Sheril Kirshenbaum		6BC
11:45am– 1:30pm	Eye as a window to systemic inflammatory diseases (IM) — Minisymposium		3AB
	Experimental models of glaucoma: In vitro, ex-vivo and in vivo (GL)	*	6A
	Regeneration and reprogramming in the retina and RPE (RC)	*	606
	Myopia: Mechanisms of emmetropization and eye growth (AP)	*	608
	Genetic factors in lens development and pathology (LE)	*	609
	AMD: Translational studies (RE)		612
	Corneal epithelium (CO)	*	615
	Optic neuropathies (EY)	*	620
	Low vision services and mental health (LV)	*	Chelan 2
	Machine learning for image segmentation (MOI)	*	Tahoma 2
	Tear fluid biomarkers: Fundamentals, hurdles and clinical applications (BI) — Minisymposium	*	Tahoma 3
	Retina: Mechanisms of disease (VN)	*	Tahoma 5
2–3:45pm	Advances in diagnosis and treatment of uveitis (IM)	*	3AB
	Outflow pathway and aqueous humor dynamics II (GL)		6A
	Mitochondrial function in healthy and diseased retina (RC) — Minisymposium		606

Thurs., May 9 ■ Paper Sessions, Lectures, etc.

Time	Title/ Section	CME Accredited	Location
2–3:45pm (continued)	Functional testing and visual fields (GL)		608
	Retinal detachment (RE)	*	609
	AMD: Clinical research III (RE)		612
	Corneal stroma: Keratocytes, wound repair and healing (CO)		615
	Corneal neuropathy and ocular pain (CO)	*	620
	Big data in ophthalmology (CL)	*	Skagit 4
	Advancing treatment strategies in AMD: Emerging drugs, delivery systems, and mechanisms of action (PH)		Yakima 1
	Binocular vision, accommodation and VR/AR systems (VI)		Tahoma 4

What's coming up after ARVO 2024



Special Interest Group sessions

Join us online for 23 Special Interest Group (SIG) sessions which will take place virtually in June and July.

SIG sessions are open to all 2024 Annual Meeting attendees and ARVO members at no charge.

SIG Dates

- June 11
- June 20
- June 25
- July 11
- July 23

Learn more about the SIG schedule and sessions.

 **ARVO**
ARVO.org/SIGS



Thurs., May 9 ■ Posters

Time	Session Title	Board #
8–9:45am	Pathobiology of microbial infections (IM)	B0001-B0029
	AI in the retina III (RE)	B0036-B0077
	AMD-4 (clinical research) (RE)	B0078-B0121
	Dry eye; non clinical (CO)	B0280-B0341
	Corneal endothelium: Dystrophies (CO)	B0342-B0380
	Anatomy pathology general (AP)	B0381-B0411
	Electroretinography: Basic mechanisms and disease (VN)	B0449-B0476
	Advancements in ophthalmic imaging (MOI)	B0477-B0521
	Novel approaches in imaging, processing and analysis (MOI)	B0522-B0566
	Low vision services, mental health and quality of life (LV)	B0629-B0650
	Public health (CL)	B0651-B0688
	Retinal degeneration (RC)	B0872-B0898
	Gene and cell therapies and other novel therapeutics II (BI)	B0899-B0947
	AMD New drugs, delivery systems and mechanisms of action II (PH)	B1001-B1028
11:45am–1:30pm	Ocular infection and inflammation (BI)	B0030-B0035
	Diabetic macular edema (RE)	B0122-B0176
	Retinal vascular diseases and ROP II (RE)	B0177-B0214
	Presbyopia, accommodation and intraocular lenses (VI)	B0567-B0604
	Assessing the visual system II - Contrast sensitivity, visual fields, vision processing (VI)	B0605-B0628
	Ophthalmology health and healthcare research (CL)	B0689-B0752
	Retinal cell biology (RC)	B0980-B1000a
2–3:45pm	Tear film, meibomian gland, lacrimal gland (CO)	B0215-B0279
	Myopia: Diagnostics, interventions, and complications (AP)	B0412-B0448
	Posterior segment imaging and vitreoretinal interface disease (RE)	B0753-B0802

Poster board numbers correspond to poster location in the Exhibit Hall.

A = Poster Area A, B = Poster Area B.

Thurs., May 9 ■ Posters

Time	Session Title	Board #
2–3:45pm (continued)	Retinal development (RC)	B0803-B0836
	RPE development and disease (RC)	B0837-B0871
	Neuroinflammation and neurodegeneration I (GL)	B0948-B0961
	Neuroinflammation and neurodegeneration II (GL)	B0962-B0979
4–5pm	All Posters	



Join the ARVO 2024 Eye-Venture

How to play

- There are 13 pin designs available for pickup at different locations during ARVO 2024. Some pins are available at a specific location, while others are available on a specific date and time.
- Pin quantities are limited and will be available on a first-come, first-served basis.

Play to win!

Collect 7 different pins and bring them to ARVO Central to enter to win prizes, including free registration to ARVO 2025 in Salt Lake City, Utah.

All entries must be submitted by 2pm on Thurs., May 9. Winners will be announced at the ARVO 2025 Kick-off Reception in ARVO Central, 4–5pm on May 9, and notified by email.



ARVO
2024

Poster board numbers correspond to poster location in the Exhibit Hall.
A = Poster Area A, B = Poster Area B.

ARVO Social Events



ARVO Social at The Museum of Flight*

Sun., May 5, 7:30–10:30pm
9404 E. Marginal Way South | Seattle

Always a popular event, this year's Social will be held at one of the largest air and space museums in the world. Connect with colleagues over 175 aircraft and spacecraft, countless artifacts, historical photographs, and fun interactive exhibits. Shuttles will be available from the Sheraton Grand, Hyatt Regency, Westin Seattle and Seattle Convention Center to the Museum of Flight. Ticket includes admission, two drinks and appetizers.

Student/Trainee Social

Mon., May 6, 6:30–8pm
Arch at 800 Pike | Seattle Convention Center | Skybridge Lobby

Members-in-Training are invited to join us in honoring the 2024 Travel Grant Recipients. Come and mingle with your colleagues and make new acquaintances.

ARVO Karaoke at MoPop (Museum of Pop Culture)*

Wed., May 8, 9pm–12midnight
325 5th Avenue N. | Seattle



New this year, Rockaroke Live-Band Karaoke! Rock the stage and sing your favorite song. Ticket gives you access also to MoPop's museum galleries, including Nirvana: Taking Punk to the Masses, Hendrix: Wild Blue Angel, Guitar Gallery, Indie Game Revolution, Sound Lab, and Hidden Worlds: The Films of Laika. Admission includes one drink. Light snacks will be provided.

ARVO 2025 Salt Lake City Kick-Off Reception

Thurs., May 9, 4–5pm | Seattle Convention Center | Skybridge

Join ARVO as we look forward to the ARVO 2025 Annual Meeting, May 4 – 8.

***Admission ticket required. Tickets available Saturday in Atrium Lobby registration and Sunday – Wednesday at ARVO Central on the Skybridge while supplies last. Quantities limited.**

ARVO

2024

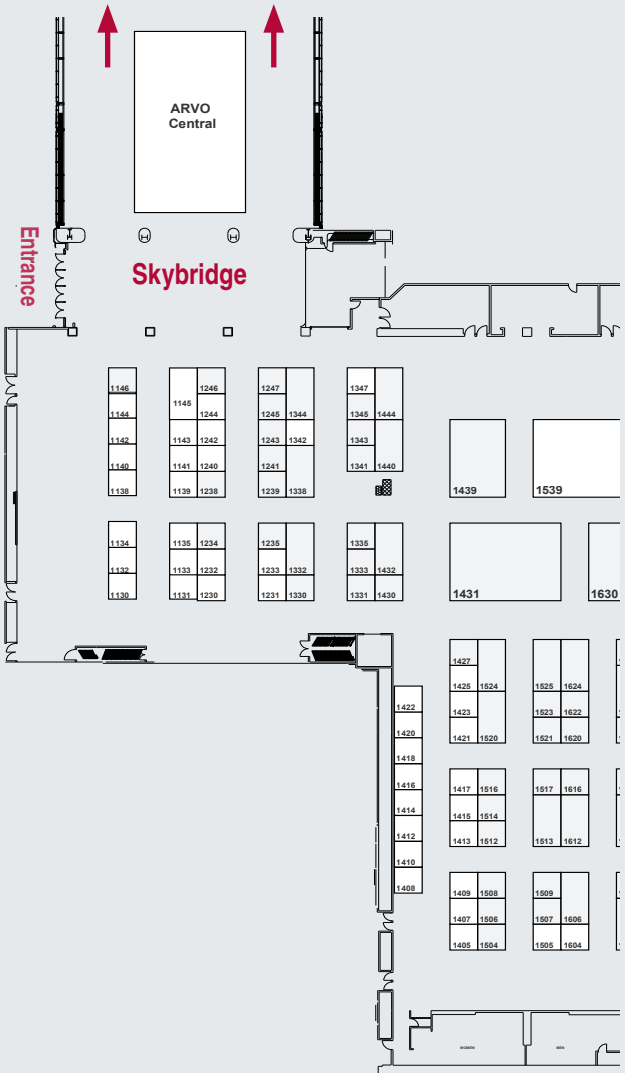
May 5 – 9
Seattle, Wash.

Exhibitor Hours

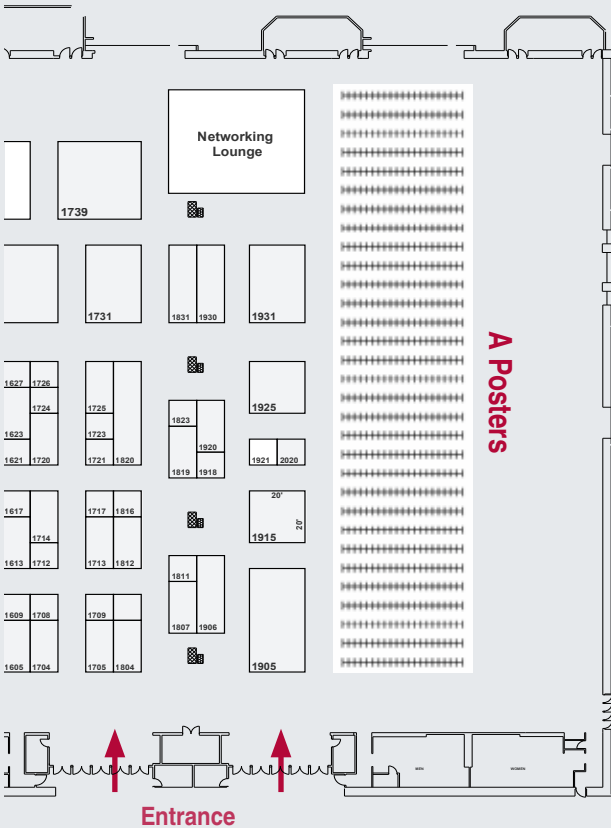
Sun., May 5	9am–6pm
Mon., May 6	9am–6pm
Tues., May 7	9am–6pm
Wed., May 8	9am–5:15pm

The Association for Research in Vision and Ophthalmology gratefully acknowledges the support of exhibiting companies and Annual Meeting supporters.

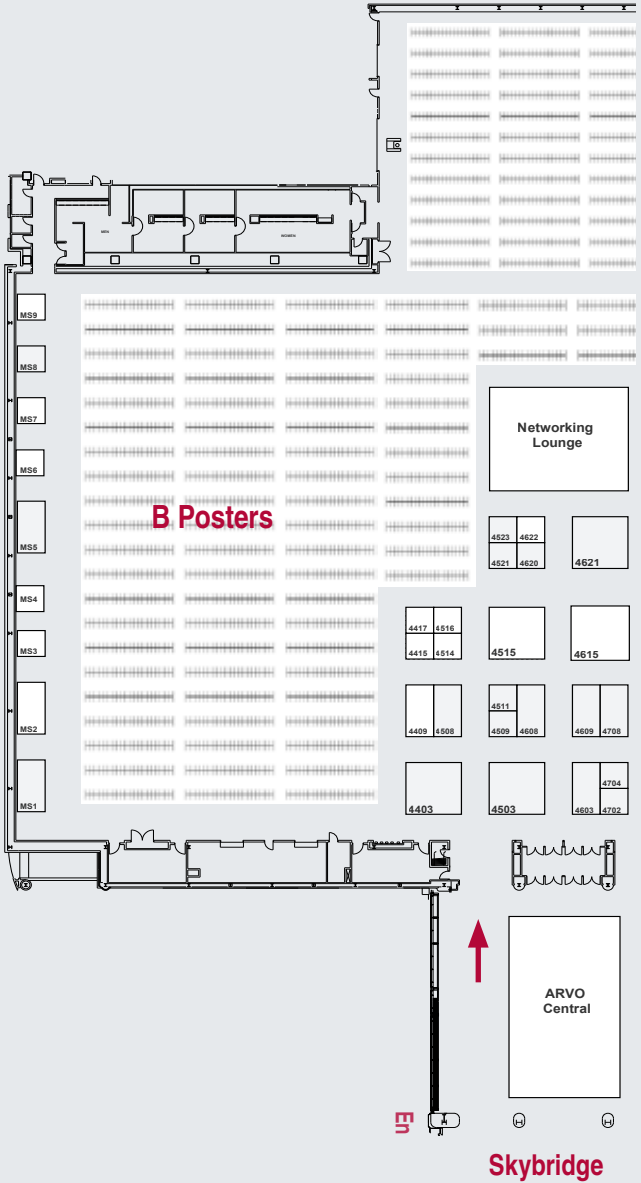
To B Posters
Exhibits 4400 – 5200



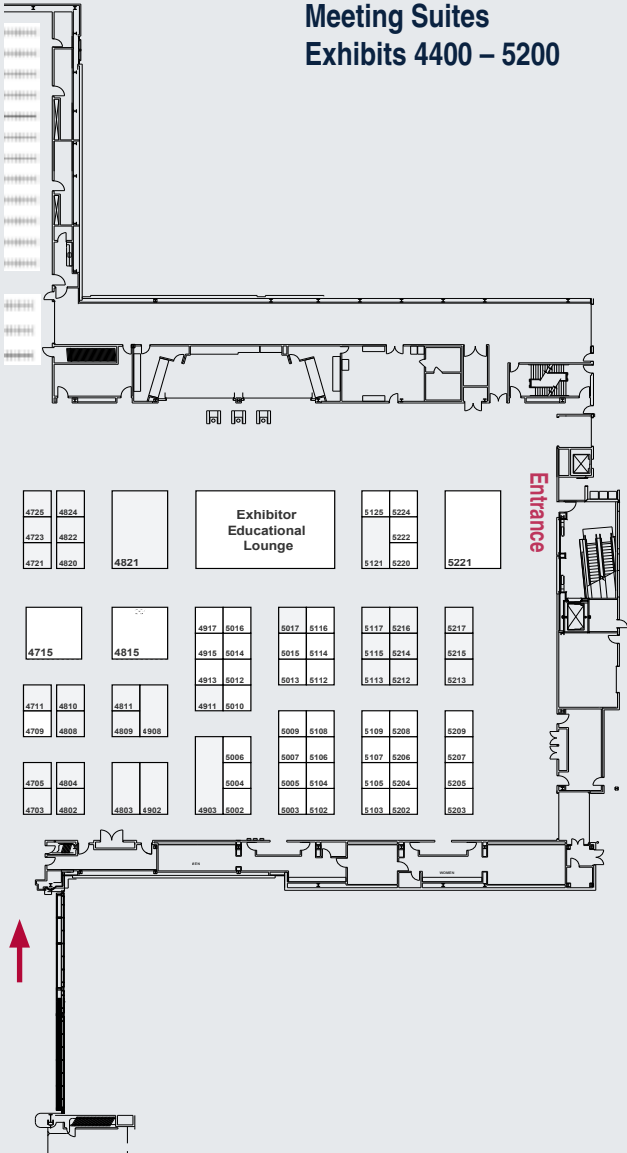
A Posters
Exhibits 1130 – 1900
Skybridge



Atrium Lobby



B Posters
Meeting Suites
Exhibits 4400 – 5200



20/20 Onsite	5221
29 Garden St. Everett, Mass. 02149 2020onsite.com Jessica Mays; 617.812.9453; jmays@2020onsite.com	
A	
AbbVie	4609
2525 Dupont Dr. Irvine, Calif. 92612 Meredith Johnson; 714.246.4500; meredith.johnson@abbvie.com	
Aero Pump GmbH	1238
Dr. Ruben-Rausing-Str. 5 Hochheim am Main 65239 Germany aeropump.de Rouven Kraus; +49 6146603.115; rouven.kraus@aeropump.de	
AGTC	5002
One Kendall Square 1400W, Suite14102 Cambridge, Mass. 02139 agtc.com Antoinette Scibelli; 617.843.5737; ascibelli@beacontc.com	
Aier Eye Hospital Group	1623
188 Furong South Rd. Yuelu Changsha, Hunan China aierchina.com Quan Zhang; + 86 0731.85179288; zhangquan@aierchina.com	
Alcon Vision, LLC	1731
6201 South Freeway, Fort Worth, Texas 76134-2099 Fort Worth, Texas 76134 alcon.com Erin Moore; 940.393.2761; erin.moore@alcon.com	
Alimera Sciences	1617
6310 Town Sq., Suite 400 Alpharetta, Ga. 30005 alimerasciences.com Bonnie Perkins; 678.527.1758; bonnie.perkins@alimerasciences.com	
Alkeus	4911
44 Brattle St, 2nd Floor Cambridge, Mass. 02138 alkeuspharma.com Leah Eardley; 800.287.2755; leah@alkeus.com	

- ALPAO** 1232
 727 Rue Aristide Berges
 Montbonnot 38330
 France
 alpao.com
 Kévin Masciave; +33 476890965; kevin.masciave@alpao.fr
- Altasciences**..... 1712
 575 Armand-Frappier Blvd.
 Laval, QC H7V 4B3
 Canada
 calvertlabs.com
 Sophie Dubois; 450.973.6077; sdubois@altasciences.com
- American Macular Degeneration Foundation**..... 1143
 P.O. Box 515
 Northampton, Mass. 01061
 macular.org
 Matthew Levine; 203.952.9588; mlevine@macular.org
- Apellis Pharmaceuticals** 4715
 100 5th Ave.
 Waltham, Mass. 02451
 617.977.5700; info@apellis.com
- Aptar Pharma**..... 1513
 250 North Route 303
 Congers, N.Y. 10920
 aptar.com
 Katie Moran; 845.639.3700; katie.moran@aptar.com
- Asia-Pacific Academy of Ophthalmology**..... 1233
 The Chinese University of Hong Kong
 Dept. of Ophthalmology & Visual Sciences
 Hong Kong Eye Hospital, 4/F, 147K Argyle Street, Kowloon
 Hong Kong
 apaophth.org
 Cynthia Wong; +852.3943.5826; cynthiawong@apaophth.org
- Association Ocular Pharmacology and Therapeutics** 4511
 Department of Ophthalmology
 Room number 402, 1160 West Michigan St
 Indianapolis, Ind. 46202-5209
 Dr. Padmanabhan Pattabiraman; 317.274.2652; ppattabi@iu.edu
- Astellas**..... 1520
 8 Campus Dr.
 Northbrook, Ill. 07054
 Trisha Purcell; 973.224.7360; trisha.purcell@ivericbio.com
- Aurora Surgical LLC**..... 1616
 780 94th Ave. N, Suite 108
 St Petersburg, Fla. 33702
 aurorasurgical.com
 Lena Jonsson; 727.821.3303; ljonsson@aurorasurgical.com

Exhibits A – Z

Avirmax Inc. 1604
25503 Whitesell St.
Hayward, Calif. 94545
avirmax.com
June Song; 510.641.0201; business@avirmax.com

B

Bitfount..... 1416
1 Phipp St.
London EC2A 4PS
U.K.
bitfount.com
Muhammad Baqir; 749.512.2902; baqir@bitfount.com

Bloomage Biotechnology USA, Inc. 4514
181 New Rd., Suite 308
Parsippany, N.J. 07054
bloomagebioactive.com/index-e.html
Gavin Lee; 973.396.7691; lixq@bloomagebioactive.com

BlueRock Therapeutics.....MS4
238 Main St., 3rd Floor
Cambridge, Mass. 02142
bluerocktx.com
Denise Thompson; 415.272.1843; dthompson@bluerocktx.com

Boehringer Ingelheim International GmbH 4721
Binger Str. 173
Ingelheim, 55216
Germany
boehringer-ingelheim.com
Dunja Wiese; +49 6132.77.0; dunja.wiese@boehringer-ingelheim.com

BrightFocus Foundation 1812
22512 Gateway Center Dr.
Clarksburg, Md. 20871
brightfocus.org
Adrian Macaraeg; 301.948.3244; amacaraeg@brightfocus.org

C

C. Light Technologies, 1335
84 High St. Suite 202
Medford, Mass. 02155
clighttechnologies.com
Christy Sheehy; 518.339.2895; christy@clighttechnologies.com

Cambridge Research Systems 1816
80 Riverside Estate
Sir Thomas Longley Rd.
Rochester, Kent ME2 4BH
U.K.
crsltd.com
Dr Caterina (Katia) Ripamonti; c.ripamonti@crsltd.com

- CDMRP Vision Research Program (VRP)**..... 5007
 1077 Patchell St
 Frederick, Md. 21702
 cdmrp.health.mil/vrp/default
 Tian Wang; 240.440.3950
- Celanese**..... 1509
 222 W. Las Colinas Blvd, Ste 900N
 Irving, Texas 75039
 nutrinova.com
 Christine Swart; 469.323.6501; christine.swart@celanese.com
- Centre for Eye and Vision Research**..... 4810
 Room 901-903,, 17W, Hong Kong Science Park,, Pak Shek Kok, Sha Tin
 Hong Kong
 cevr.hk
 Sabrin Tsui; +852 5208.6310; amm@cevr.hk
- Charles River** 1725
 251 Ballardvale St.
 Wilmington, Mass. 01887-1000
 criver.com
 Kerri Keane; 774.329.1679; kerri.keane@crl.com
- Choroideremia Research Foundation** 1346
 23 E. Brundreth St.
 Springfield, Mass. 01109
 curechm.org
 Kathi Wagner; 800.210.0233; kathiwagner@curechm.org
- Coherus Biosciences**..... 5009
 333 Twin Dolphin Dr., Suite 600
 Redwood City, Calif. 94065
 coherus.com
 Nina Ohara; 714.837.3399; nohara@coherus.com
- CorEvitas**..... 5017
 500 Totten Pond Rd., Floor 5
 Waltham, Mass. 02451
 vestrumhealth.com
 Nick Boucher; 508.408.5435; nboucher@corevitas.com
- Cyagen Biosciences**..... 1410
 2255 Martin Ave., Suite E
 Santa Clara, Calif. 95050-2709
 cyagen.com/us/en
 Cheryl Chen; 800.921.8930; animal-service@cyagen.com
- Cylite**..... 1921
 300 Wellington Rd.
 Mulgrave, VIC 3170
 Australia
 cyliteoptics.com
 Patricia Sierra; +61 0.4235.75505; patricia.sierra@cyliteoptics.com

D

Diagnosys LLC..... 1831
 55 Technology Dr., Suite 100
 Lowell, Mass. 01851
 diagnosysllc.com
 Agatha Gornisiewicz; 978.458.1600; agatha@diagnosysllc.com

Doheny and UCLA Stein Eye Institutes 4515
 150 N. Orange Grove
 Los Angeles, Calif. 91103
 doheny.org
 Cecilia Zamudio; 323.342.7106; cczamudio@doheny.org

E

EarlySight SA..... 1332
 Ave. de Sécheron 15
 Geneva 1202
 Switzerland
 earlysight.com
 Benedetto Sgroi; 3.9335729935e+11; benedetto.sgroi@earlysight.com

Elsevier Inc..... 1627
 1600 JFK Blvd., Suite 1600
 Philadelphia, Pa. 19103
 elsevierhealth.com
 Melanie Spain; 215.239.3900; m.spain@elsevier.com

Emmes..... 1516, 1606
 401 North Washington St., Suite 700
 Rockville, Md. 20850
 emmes.com
 301.251.1161

Encompass Pharmaceutical Services, Inc..... 1612
 150 Technology Pkwy., N.W.
 Norcross, Ga. 30092
 encompass-pharma.com
 Rick Coulon; 770.248.4501, ext. 260; rick.coulon@encompass-pharma.com

EnTox Sciences..... 5004
 4000 Mason Rd, Suite 304
 Seattle, Wash. 98195
 entoxsciences.com
 Alan Baron; 720.299.7417; alan@entoxsciences.com

Epsilon USA 1609
 13851 Roswell Ave. Suite I
 Chino, Calif. 91710
 epsilonusa.com
 Mohammed Ibrahim; 909.984.4614; epsilonusa1@gmail.com

eSight - By Gentex Corporation 5108
 600 N. Centennial St.
 Zeeland, Mich. 49464
 esighteyewear.com
 Jeremy Maat; 616.772.1800; jeremy.maat@gentex.com

Exhibits current as of March 15, 2024 ^{MS} Meeting Suite location

- Espansione Group**..... 4409, 4415
 blocco 27 via Degli Orefici 152 Centergross
 Funo, Bologna 40050
 Italy
 espansionegroup.it
 Riccardo Nicoletti; +39 051.890.1611; info@espansione.it
- EssilorLuxottica**..... 4815
 147 Rue de Paris
 Charenton-le-Pont 94220
 France
 essilorluxottica.com/en
 Houda Elhimdy; +33 7.72.04.74.79; elhimdyh@essilor.fr
- Eversight** 1823
 6700 Euclid Ave, Suite 101
 Cleveland, Ohio 44103
 eversightvision.org
 Onkar Sawant, PhD; 979.204.0987; osawant@eversightvision.org
- Exodus Bio**..... 5116
 160 E. Tasman Dr.
 San Jose, Calif. 95134
 exodus-bio.com
 Johnny Zheng Zhuang; 814.777.8586; service@exodus-bio.com
- Experimentica Ltd.** 1440
 Microkatu 1
 P.O. Box 1188
 Kuopio
 Finland
 experimentica.com
 Giedrius Kalesnykas; info@experimentica.com
- Exsera BioLabs**..... 1723
 1775 Aurora Ct., Room M20-3201N
 Aurora, Colo. 80045
 Ally Weick; 303.724.7592; allyson.weick@cuanschutz.edu
- Eye Valley** 4904
 100 luozhong north St.
 Wenzhou, Zhejiang
 China
 eyevalley.org/en
 yuan chang; 703.328.1375; Bd@eyevalley.org
- EyeCRO** 1915
 5301 N. Beverly Dr
 Oklahoma City, Okla. 73105
 eyecro.com
 Rafal Farjo; 405.271.2557; rfarjo@eyecro.com

Exhibits A–Z

Eyenuk, Inc...... 1338
5850 Canoga Ave., Suite 250
Woodland Hills, Calif. 91367
Claude Greer; 818.835.3585; claude.greer@eyenuk.com

Eyerising International 4804
9-15 Claremont St., Office 205
South Yarra, Victoria 3141
Australia
eyerisinginternational.com
Manny Pascual; +61 4.1174.6897; manny.pascual@eyerisinginternational.com

F

Fortrea 1506, MS9
8 Moore Dr.
Durham, N.C. 27709
fortrea.com
Marc Goldstein; 317.292.0734; marc.goldstein@fortrea.com

G

Gene Tools, LLC 1620
1001 Summerton Way
Philomath, Ore. 97370
gene-tools.com
Zhengfeng Li; 541.929.7840.1011; zli@gene-tools.com

Genentech, A Member of the Roche Group 1639
1 DNA Way
South San Francisco, Calif. 94080
gene.com
Sue Garcia; 650.255.1000; sgarcia@gene.com

Genesis Drug Discovery & Development (GD3) 1714
2439 Kuser Rd.
Hamilton, N.J. 08690
pharmoptima.com
Stephanie Thompson; 844.272.8234; Sthompson@gd3services.com

Global Clinical Trials, LLC 5014
256 Bunn Dr., Suite 6
Princeton, N.J. 08540
gctrials.com
Natalia Katsnelson; 609.921.6868; info@gctrials.com

Global DARE Foundation 1234
P.O. Box 865
Windham, Maine 04062
defeatadultrefsumeverywhere.org
Kristie DeMarco; 207.590.0299; Kristie.demarco@globaldare.org

Global Genes 1422
28 Argonaut, Suite 150
Aliso Viejo, Mass. 92656
globalgenes.org
Brett Johnson; 978.500.1891; brett.johnson@globalgenes.org

Exhibits current as of March 15, 2024

MS Meeting Suite location

Global Vision Technologies..... 4709
 514 West Maple St., Suite 401
 Cumming, Ga. 30040
 clinicalpursuit.com
 James Harris; 678.573.6280; jim.harris@globalvisiontech.com

H

Heidelberg Engineering, Inc...... 1905
 10 Forge Pkwy.
 Franklin, Mass. 02038
 heidelbergengineering.com
 Deanne Redick; 508.530.7847; deanne.redick@heidelbergengineering.com

Humonix Biosciences 1344
 257 Fuller Rd.
 Albany, N.Y. 12203
 glauconix-biosciences.com
 George Torrejon; 631.487.5553; Gtorrejon@glauconix-biosciences.com

I

icare USA..... 1920
 8601 Six Forks Rd., Suite 310
 Raleigh, N.C. 27609
 icaretonometer.com
 John Floyd; 888.422.7313; john_floyd@icare-usa.com

Ichor Life Sciences, Inc...... 4808
 2561 US Route 11
 LaFayette, N.Y. 13084
 ichorlifesciences.com
 315.677.8400; marketing@ichorlifesciences.com

Imagine Eyes..... 1807
 18 rue Charles de Gaulle
 Orsay 91400
 France
 imagine-eyes.com
 Laurent Vabre; +33.164.861.566; lvabre@imagine-eyes.com

Infocus clinical research..... 1342
 105 Continental Pl.
 Nashville, Tenn. 37027
 infocusclinical.com
 Alexa Erazo; 615.312.8295; info@infocusclinical.com

Institut de la Vision..... 1139
 17 rue Moreau
 Paris, 75012
 France
 institut-vision.org
 Serge Picaud; +33 1.53.46.25.13; secretariat.direction@institut-vision.org

Exhibits A–Z

- Intalight Inc.** 1420
2 Penglai Rd., Bldg 3A-1F
National University Science and Technology Park
San Jose, Calif. 95134
intalight.com
Fangzhen Huang; 408.520.3557; info@intalight.com
- Integral BioSystems, LLC** 1717
23 Crosby Dr., Suite 100A
Bedford, Mass. 01730
integralbiosystems.com/
Dave Karasic; 617.820.8483; dkarasic@integralbiosystems.com
- International Council of Ophthalmology** 1231
Rue de Lyon 77
Geneva
Switzerland
icowoc.org
+31 20.575.4220; woc-sponsorship@icowoc.org
- International Society for Eye Research** 1708
655 Beach St.
San Francisco, Calif. 94109
iser.org
Michael Paulos; 415.561.8569; mail@iser.org
- InVision BioResources** 4622
4616 25th Ave NE, Suite 232
Seattle, Wash. 98105
invisionbio.com
Preston Van Hooser; 206.940.3176; preston@invisionbio.com
- Iris Pharma** 1705
Allee Hector Pintus
La Gaude, 06610
France
iris-pharma.com
+33 493.594.959; marketing@iris-pharma.com
- J**
- JAMA Network** 1721
330 N. Wabash Ave.
Suite 39300
Chicago, Ill. 60611
ama-assn.org
Milletta Jackson-Bates; 312.464.4868; millette.jackson-bates@ama-assn.org
- Johnson & Johnson** 1539, MS2
555 Route 22 W.
Bridgewater, N.J. 08807
Taara Madhavan; 651.372.8299; tmadhava@its.jnj.com

JOINN-Laboratories (suzhou) Inc. 4803
 57 Union St.
 Worcester, Mass. 01608
 joinnbio.com.cn
 Deborah Curry; 781.927.5523; dcurry@biomere.com

Jorvec Corp...... 1230
 6860 SW 81st St.
 Miami, Fla. 33143
 jorvec.com
 Edward Miskiel; 305.668.6102; info@jorvec.com

K

Keeler Instruments 5102
 3222 Phoenixville Pike, Bldg. 50
 Malvern, PA 19355
 keelerusa.com
 Shane Breen; 610.353.4350; sbreen@keelerusa.com

Konan Medical USA, Inc. 1430
 15770 Laguna Canyon Rd., Suite 150
 Irvine, Calif. 92618
 konan-usa.com
 Ian McMillan; 949.576.2200; tradeshow@konanmedical.com

Kugler Publications..... 1726
 P.O. Box 20538
 Amsterdam 1001NM
 The Netherlands
 kuglerpublications.com
 Simon Bakker; +31.20.684.5700; simonbakker@kuglerpublications.com

L

L.E.S.S. SA 1417
 Ave. de Longemalle 13
 Renens, vaud 1020
 Switzerland
 less-sa.com/en/home
 Anastasija TOMIC; +41 021.552.0710; info@less-sa.com

Labcorp 1811
 531 S. Spring St.
 Burlington, N.C. 27215
 covance.com
 Samantha Chaddon; 888.522.2677; samantha.chaddon@labcorp.com

Laboratoires Kôl..... 4917
 22 Allée Alan Turing
 Clermont-Ferrand, 63000
 France, Metropolitan
 pds.laboratoires-kol.com
 Lisa Gandeboeuf; +33 0.649.1623; contact@laboratoires-kol.com

Exhibits A–Z

- LENZ Therapeutics**..... 4902
445 Marine View Ave., Ste 320
Del Mar, Calif. 92014
lenz-tx.com
Thalia Gotsis; 520.351.9992; thalia@lenz-tx.com
- Lexitas Pharma Services, Inc.**..... 4615
5425 Page Rd., Ste 410
Durham, N.C. 27703
lexitaspharma.com
Amy Edwards; 919.205.0012; amy.edwards@lexitas.com
- LighTopTech Corp.** 4903
150 Lucius Gordon Dr., Ste 201
West Henrietta, N.Y. 14586
Cristina Canavesi; 585.484.0808
- Lions Gift of Sight** 4702
1000 Westgate Dr. St., Suite 260
Saint Paul, Minn. 55114
aGiftofSight.org
Sung Lee; 612.626.2682; leex1878@umn.edu
- Lions World Vision Institute** 1247
1410 N. 21st St.
Tampa, Fla. 33605
lionseyeinstitute.org
Heidy Gonzalez; 813.289.1200; HGonzalez@lionseyeinstitute.org
- LKC Technologies, Inc.** 1704
2 Professional Dr., Suite 222
Gaithersburg, Md. 20879
lkc.com
Tori Loch; 301.840.1992; tloch@lkc.com
- Lucid Scientific, Inc.**..... 5016
311 Ferst Dr. NW
Atlanta, Ga. 30332
lucidsci.com
Ryan Titmas; 631.374.8837; info@lucidsci.com
- Lumedica Vision**..... 1245
404 Hunt St
Durham, N.C. 27701
lumedicavision.com
McKenzie Peterson; 919.244.2128; info@lumedica.com
- LumiThera, Inc.**..... 4908
19578 10th Ave. NE, Suite 200
Poulsbo, Wash. 98370
Allison Dabney; 844.342.3333; adabney@lumithera.com

M

- M&S Technologies**..... 1524
 5715 W. Howard St.
 Niles, Ill. 60714
 mstech-eyes.com/index.php
 Susan Tanaka; 847.763.0500; stanaka@mstech-eyes.com
- Med Learning Group** 4821
 9309 N. Florida Ave., Suite 100
 Tampa, Fla. 33612
 vision-relief.com
 Jessica Feygin; 908.418.1445; jfeygin@medlearninggroup.com
- Mederi**..... 5012
 114 Writing Rock Pl'
 Apex, N.C. 27539
 mederipartners.com
 Kristin Williams; 919.259.4113; kristin@mederipartners.com
- MedOne Surgical** 4417
 670 Tallevast Rd.
 Sarasota, Fla. 34243
 MedOne.com
 Bruce Beckstein; 941.359.3129; bbeckstein@medone.com
- Medspoke** 1421
 1055 Boca Cove Ln.
 Highland Beach, Fla. 33487
 medspoke.co
 Evan Johnson; 917.951.0237; charles@watzan.com
- MeltPrep** 1239
 Nikolaiplatz 4
 Graz, 8020
 Austria
 meltprep.com
 Valentina Troiss; +43 677.624011; office@meltprep.com
- MERIT** 1439
 6527 Normandy Lane, #100
 Madison, WI 53719
 eyekor.com
 Stacy Sanderson; 608.284.8810; ssanderson@meritcro.com
- Metabolon**..... 1505
 617 Davis Dr., Suite 100
 Morrisville, N.C. 27560
 metabolon.com
 Asia Hall; 919.572.1711; ahall@metabolon.com

Exhibits A–Z

- Metrovision** 4516
4 rue des Platanes
Perenchies 59840
France
metrovision.com
Jacques Charlier; +33 32.017.1956; charlier@metrovision.com
- Micro Medical Devices, Inc.** 5106
23945 Calabasas Rd., Suite 110
Calabasas, Calif. 91302
micromedinc.com
Ramin Hoorian; 818.222.3310; ramin@micromedinc.com
- Miracles In Sight** 1345
3900 Westpoint Blvd. Suite F
Winston Salem, N.C. 27103
miraclesinsight.org
Dee Hatcher; 336.414.9897; lhatcher@miraclesinsight.org
- N**
- Nanodropper** 4802
442 51st Ave., NW
Rochester, Minn. 55901
nanodropper.com
Brooke Spencer; 507.405.5676; pro@nanodropper.com
- Nanoscope Instruments** 4521
1312 Brown Trail, Suite D
Bedford, Texas 76022
nanotherapeutics.com
Sulagna Bhattacharya; 626.244.5300; ceo@nanotherapeutics.com
- Nanoscope Therapeutics** 4620
2777 N. Stemmons Frwy, Suite 1102
Dallas, Texas 75207
nanotherapeutics.com
Nanoscope Therapeutics Stephens; 817.857.1186; accounts@nanotherapeutics.com
- National Eye Institute** 1820
31 Center Dr., Room 6A32
Bethesda, Md. 20892-1860
nei.nih.gov
Kathryn DeMott; 240.383.8279; kathryn.demott@nih.gov
- National Disease Research Interchange** 5006
Three Pkwy., 1601 Cherry St., Suite 1700
Philadelphia, Pa. 19102
ndriresource.org
Matthew Reece; 215.557.7361; mreece@ndriresource.org

- Nemera** 1347
 63 Ave. Tony Garnier
 Lyon, Rhone-Alpes 69007
 France
 nemera.net
 Laura Lambert; +33 6.18.29.72.86; laura.lambert@nemera.net
- Netra Systems, Inc.** 4907
 7041 Koll Center Pkwy., Ste 170
 Pleasanton, Calif. 94566
 Manish Kulkarni; 925.400.9362; manish@diagsosys.com
- Newcells Biotech** 1333
 Biosphere
 Newcastle
 U.K.
 newcellsbiotech.co.uk
 JennyCheung; +44 191.580.6184, ext. 11;
 Jenny.Cheung@newcellsbiotech.co.uk
- Nidek** 4503
 2040 Corporate Ct.
 San Jose, Calif. 95131-1753
 nidek.com
 Hiro Matsuzaki; 408.468.6400; trade_show@nidek.com
- NKT Photonics, Inc.** 1407
 23 Drydock Ave., Suite 410E
 Boston, Mass. 02210
 nktphotonics.com
 Carlo Alonzo; 339.227.7775; carlo.alonzo@nktphotonics.com
- NuSep Diagnostics** 5105
 20271 Goldenrod Ln.
 Germantown, Md. 20876
 nusepdx.com
 Charlie Wang; 877.592.1060; cwang@nusep.com
- O**
- Ocugen** 5115
 11 Great Valley Pkwy.
 Malvern, Pa. 19355
 ocugen.com
 John d'Esterhazy; 484.328.4775; john.desterhazy@ocugen.com
- Ocular Instruments** 1624
 2255 116th Ave., NE
 Bellevue, Wash. 98004
 ocularinc.com
 Customer Service; 425.455.5200; contact@ocularinc.com

Oculus, Inc	1525
17721 59th Ave. NE Arlington, Wash. 98223 oculususa.com Jennifer Conway; 425.670.9977; sales@oculususa.com	
OcuMetrics, Inc	1514
2224-C Old Middlefield Way Mountain View, Calif. 94043-2421 ocumetrics.com Bruce Ishimoto; 650.960.3955; brucei@ocumetrics.com	
OcuScience	1713
2764 North Green Valley Pkwy., Suite 262 Henderson,, Nev. 89014 ocuscience.us Daniel Lindgren; 866.250.3937; dl@Ocu-Science.com	
OHSU Casey Eye Institute	1343
515 SW Campus Dr. Portland, Ore. 97239 ohsu.edu/casey Leslie Lesner; 503.494.7917; lesner@ohsu.edu	
Olleyes	1508
350 Springfield Ave, Suite 200 Summit, N.J. 07901 olleyes.com Melissa Satta; 855.655.3937; info@olleyes.com	
Opticare AI	5125
8623 SE 78th St. Mercer Island, Wash 98188 opticare.ai Richard Sprague; 206.954.9259; info@opticare.ai	
Opticent Health	1405
2510 Green Bay Rd. Evanston, IL 60201 opticenthealth.com Christine Toy; 224.307.5818; info@opticenthealth.com	
OPTIMEYEZ	1242
Medical University of Vienna, Center for Medical Physics and Biomedical Engineering, Waehringer Guertel 18-20, 4L Vienna 1090 Austria optimeyez.eu Bernhard Baumann; +43 1 404.007.3703; info@optimeyez.eu	

- Optoprobe Science, Ltd.** 5015
 Room 352, Langguang Yunding Majiapu Rd., No.180
 Fengtai District, Beijing
 China
 optoprobe.com
 Junqiang Liang; 861.771.8471.267; liangjunqiang@iopto.cn
- Optos, Inc.** 4508
 500 Nickerson Rd., Suite 201
 Marlborough, Mass. 01752
 optos.com
 Emily Vieira; 508.787.1585;
- Ora, Inc.** 1630
 300 Brickstone Sq.
 Andover, Mass. 01810
 oraclinical.com
 Alec Jones; 978.685.8900; ajones@oraclinical.com
- OSOD, LLC** 1906
 6527 Normandy Ln., Suite 100
 Madison, Wisc. 53719
 ocularservices.com
 Gary Leatherberry; 608.206.3614; gleatherberry@ocularservices.com
- P**
- PharmaLegacy** 4703
 10526 Sanshey Ln., Unit 108
 San Diego, Calif. 92127
 pharmalegacy.com
 Matthew Ericson; 858.914.8063; matthew.ericson@pharmalegacy.com
- Pharmaron** 1819
 436 Creamery Way, Suite 400
 Exton, Pa. 19341
 absorption.com
 Kelly Merroth; 267.962.6655; kelly.merroth@pharmaron.com
- Phelcom Technologies, LLC** 1330
 The Village Works – 769, Centre
 Boston, Mass. 02130
 phelcom.com
 Amanda Arthur; 857.265.6200; international@phelcom.com
- Philophos, Inc.** 1504
 #407, 172, Dolma-ro, Bundang-gu, Seongnam-si, Gyeonggi-do
 Republic of Korea, 13605
 South Korea
 philophos.com
 Philophos, Inc.; +82 70.4652.3494; sales@philophos.com

Phoenix MICRON	1925
543 NW York Ave., Suite 100 Bend, Ore. 97703 phoenixreslabs.com Chris Siville; 541.668.7539; sales@phoenixmicron.com	
Powered Research	1432
P.O. Box 14650 Durham, N.C. 27709 poweredresearch.com Ali Rosenberg; 984.884.4941; Arosenberg@poweredresearch.com	
Precision Vision, Inc.	4603
1725 Kilkenny Court Woodstock, Ill. 60098 precision-vision.com Jessica Kopidlansky; 815.223.2022; info@precision-vision.com	
PriMed Non-human Primate Research Center of Sichuan PriMed Shines Bio-tech Co., Ltd.	1613
B4-501, Tianfu Science Technology Park, No.88, Keyuan South Rd., Hi-tech Zone Chengdu, Sichuan Province 610041 China PriMed.com.cn Mingling Wu; +86.28.8592.1823; wuml@scprimed.com	
ProMed Pharma LLC	1523
15600 Medina Rd. Plymouth, Minn. 55447 promedmolding.com James Arps; 763.331.3800; jim.arps@promedpharmallc.com	
Promedica International	1709
3070 Bristol St., Suite 530 Costa Mesa, Calif. 92626 promedica-intl.com Shannon Stoddard; 714.460.7363; stoddard.s@promedica-intl.com	

R

Regeneron	1431, MS1
777 Old Saw Mill River Rd. Tarrytown, N.Y. 10591 regeneron.com Annina; 914.847.7000; annina.caruso@regeneron.com	
Reichert / AMETEK	1409
3362 Walden Ave. Depew, N.Y. 14043 reichert.com Philip Hastings; 716.329.1944; philip.hastings@ametek.com	

- RetinAI US, Inc.**..... 4403
 Freiburgstrasse 3
 Bern 3010
 Switzerland
 retinai.com
 Carlos Ciller; +41 764643141; carlos@retinai.com
- RetInSight GmbH**..... 4621
 Elisabethstrasse 13/1/13
 1010 Vienna,
 Austria
 retinsight.com
 Klaudia Schuh; +43 1.5813.881; klaudia.schuh@retinsight.com
- Review of Ophthalmology** 1808
 19 Campus Blvd., Suite 101
 Newtown Square, Pa. 19073
 jhihealth.com
 Michael Hoster; 610.492.1028; mhoster@jobson.com
- Robotrak Technologies Co., Ltd.** 1244
 6th Floor, Building No.8,
 119 Ruanjian Ave, Yuhuatai District,
 Nanjing, Jiangsu 21000
 China
 robotrak.cn
 Jie Zhang; admin@robotrak.cn
- Roland Consult Stasche & Finger GmbH**..... 1246
 Heidelberger Strasse 7
 Brandenburg/ Havel, 14772
 Germany
 wroland-consult.com
 Joachim Finger; +49 3381 890 1034; j.finger@roland-consult.de
- S**
- Sever Pharma Solutions** 1241
 36 Ridge Rd.
 Putnam, Conn. 06260
 Rob Sterling; 860.630.4524; rsterling@severpharmasolutions.com
- Shenyang Xingqi Pharmaceutical Co., Ltd.**..... 1517
 No.25, Xin Yunhe Rd. (Liaoning)
 Pilot Free Trade Zone
 Shenyang
 China
 sinqi.com
 Ying Hui; 18510128848; huiying@sinqi.com
- Silgan Dispensing Systems**..... 4809
 1001 Haxall Point, Suite 701
 Richmond, Va. 23219
 silgandispensing.com
 Taylor Campbell; 804.774.9376; taylor.campbell@silgandispensing.com

Exhibits A–Z

- Singapore Eye Research Institute (SERI)**..... 1621
The Academia, 20 College Rd., Discovery Tower Level 6
Singapore 169856
Singapore
seri.com.sg
Serene Ho; 65.6576.7318; serene.ho.x.h@seri.com.sg
- Softcare Co., Ltd.**..... 4915
Yatsunami 243-5
Fukutsu, Fukuoka 811-3201
Japan
softcare-ltd.co.jp
Noriyoshi Takahashi; takahashi@softcare-ltd.co.jp
- Spective LLC**..... 4905
3103 Glenwood Dr.
Durham, N.C. 27705
Joseph Vance; 919.452.6288; jvance@thespectivegroup.com
- Speedway Delhi** 1521
308 N Winfree St.
Dayton, Texas 77535
speedwaydelhi.com
Mr. Jatin Pahwa; 571.598.6256; sales@speedwaydelhi.com
- Spherix Global Insights** 2020
760 Constitution Dr., Suite 204
Exton, Pa. 19341
spherixglobalinsights.com/
Emily Crum; 484.653.7062; emily.crum@spherixglobalinsights.com
- StageBio**..... 1444
5930 Main St
Mount Jackson, Va. 22842
stagebio.com
Kristin Clark; 513.201.4401; kclark@stagebio.com
- Stoke Therapeutics** 4523
45 Wiggins Ave
Bedford, Mass. 01730
stoketherapeutics.com
StephanieRock; 781.535.4564; clinicaltrials@stoketherapeutics.com
- STREETLAB**..... 1141
17 rue Moreau
Paris 12 75012
France
St.lab-vision.com
gutman emmanuel; 067.389.3305; emmanuel.gutman@St.lab-vision.com

Striatech	1147
Vor dem Kreuzberg 17 Tuebingen, Baden-Württemberg 72070 Germany striata-tech.com Thomas Muench; +49 7071.539130; t.muench@stria.tech	
Syneos Health	1413
1030 Sync St. Morrisville, N.C. 27560 syneoshealth.com Kristie Goodman; 919.876.9300; conferences@syneoshealth.com	
T	
Telios Pharma	1838
275 Shoreline Dr., Suite 325 Redwood City, Calif. 94065 Nish Saini; 573.873.6474; nsaini@teliospharma.com	
TFS HealthScience	5112
Rudolf Diesel Strasse 3 Winterthur, Switzerland 8404 Switzerland appletree-cig.com +41 52.209.0640; silvia.ganz@tfsacro.com	
The Eye Cancer Foundation	1425
115 E 61st St., Suite 5B, New York, N.Y. 10065 eyecancercure.com DeAndre Bellows; 212.832.8170; deandre@eyecancercure.com	
The Sturge-Weber Foundation	1622
6105 S Main St., Ste 200 Aurora, Colo. 80016 sturge-weber.org Karen L. Ball; 973.895.4445; kball@sturge-weber.org	
Thea Pharma Inc.	4708
303 Wyman St., Suite 205 Waltham, Mass. 02451 theapharmainc.com Jennifer Pulsifer; 339.223.5593; jennifer.pulsifer@theapharma.com	
Theia Imaging, LLC	1507
404 Hunt St., Suite 430 Durham, N.C. 27701 theiaimaging.com Hafeez Dhalla; 919.794.8504; Hafeez@Theiaimaging.com	
ThinkCyte Inc.	1240
1100 Island Dr., Suite 203 Redwood City, Calif. 94065 thinkcyte.com Sheila Burns; 512.589.3872; info@thinkcyte.com	

Thorlabs	1235
43 Sparta Ave. Newton, N.J. 07860 thorlabs.com Haley Gallandt; 973.670.0495; tradeshow@thorlabs.com	
Topcon Healthcare	1804
111 Bauer Dr. Oakland, N.J. 07436 topcon.com Kati Spencer; 201.599.5100; kspencer@topcon.com	
Tourmaline Bio	1145
27 W 24th St., Suite 702 New York, N.Y. 10010 tourmalinebio.com John Walsh; 508.736.0449; jwalsh@tourmalinebio.com	
Translational Imaging Innovations	1427
P.O. 6356 Hickory, N.C. 28603 tinnivations.com Eric Buckland; 919.827.1200; eric@tiinnovations.com	
Trefoil Therapeutics, Inc.	4811
6330 Nancy Ridge Dr., Suite 103 San Diego, Calif. 92121 trefoiltherapeutics.com Schalon Newton; 949.678.9572; snewton@trefoiltherapeutics.com	
Trial Runners LLC	1605
116 W Villard St Dickinson, N.D. 58601 trialrunners.com Melissa Pavlicek; 701.690.9857; melissapavlicek@trialrunners.com	
TriApex Laboratories Co., Ltd.	5010
No.9 Xinglong Rd., Jiangbei New Area Nanjing 211800 China tri-apex.com Richard Liu; +86 25.5819.6588; BD@tri-apex.com	
Tsubota Laboratory, Inc.	1331
34 Shinanomachi 304 Toshin Shinanomachi-ekimae Bldg. Shinjuku-ku Tokyo Japan tsubota-lab.com Ryo Konno; +81 363842866; konno@tsubota-lab.com	

Twenty Twenty Therapeutics 1930
 259 E. Grand Ave.
 South San Francisco, Calif. 94080
 twentytwenty.com
 Jordan Krueger; 661.644.6054; jordan.krueger@twentytwenty.com

U

Unither Pharmaceuticals 4711
 3-5 rue Saint Georges
 Paris 75009
 France
 unither-pharma.com
 Elisabeth Alidou; elisabeth.alidou@unither-pharma.com

University Hospitals Eye Image Analysis Reading Center MS3
 6700 Euclid Ave, Suite 103
 Cleveland, Ohio 44119
 uhhospitals.org/uh-research/department-research/ophthalmic-research/eye-image-analysis-reading-centers
 Beth Ann Benetz; 216.844.3615; beth.benetz@uhhospitals.org

University of Nebraska Medical Center 4704
 985540 Nebraska Medical Center
 Omaha, Neb. 68198-5540
 Kim Kanellis; 402.559.5379; kim.kanellis@unmc.edu

V

Vasoptic Medical, Inc. 1512
 6751 Columbia Gateway Dr., Suite 300
 Columbia, Md. 21046
 vasopticmedical.com
 Hrishikesh Gadagkar; 410.245.0501; hrishikesh.gadagkar@vasoptic.com

Virscio, Inc. 5121
 4 Science Park, 4th Floor
 New Haven, Conn. 06511
 rx-gen.com
 Christopher Stanley; 203.498.9706; cstanley@virscio.com

Vision Share 5113
 3023 Clark St., Suite 118
 Chicago, Ill. 60657
 visionshare.org
 Brian Keenan; 312.961.7951; bkeenan@visionshare.org

VisionGift 4509
 2201 SE 11th Ave.
 Portland, Ore 97214-5303
 visiongift.org
 Corrina Patzer; 503.808.7004; corrina@visiongift.org

Visionix, Inc. 1918
 160 Eisenhower Lane North
 Lombard, Ill. 60148
 optovue.com
 John Sola; 630.274.6137; j.sola@visionix.com

Exhibits current as of March 15, 2024

^{MS} Meeting Suite location

Exhibits A – Z

VO-CRO	4608
1161 21st Ave. S, B3321 MCN Nashville, Tenn. 37232-2569 vumc.org/vo-cro Taylor Smith; 443.617.8678; taylor.e.smith.1@vumc.org	
Voxeleron LLC	1720
13809 Research Blvd., Suite 500 Austin, Texas 78750 voxeleron.com Jonathan Oakley; 512.399.3058; jonathan@voxeleron.com	
W	
Worldcare Clinical	1341
135 Beaver St. Waltham, Mass. 02452 voiantclinical.com Steven Jones; 610.506.8872; sjones@voiantclinical.com	
WuXi AppTec - Laboratory Testing Division	4705
101 Morgan Lane Plainsboro, N.J. 08536 wuxiapptec.com Lindsey Schwenk; 609.917.0047; lindsey_schwenk@wuxiapptec.com	
Z	
ZeClinics	1243
C de Laureà Miró, 408, 410 Sant Feliu de Llobregat Barcelona 08980 Spain zeclinics.com Elisabet Mateu; +34 930.240.373; commercial@zeclinics.com	
ZEISS	1931
5300 Central Pkwy. Dublin, Calif. 94568 zeiss.com/med Patty Seiden; 925.858.4086; patty.seiden@zeiss.com	
Zhongshan Ophthalmic Center, Sun Yat-sen University	5013
No7JinSui Rd., TianHe district Guangzhou, China gzzoc.com Jiawei Wang; 206.660.7580; wangjw@mail.sysu.edu.cn	
Zilia	1724
125 Charest Blvd. East, Suite 400 Quebec City, QC G1K 3G5 Canada ziliahealth.com Dario Zujo; 418.681.1782; dario.zujo@ziliahealth.com	

Exhibitor Presentations

The exhibitor Education lounge is located in Exhibit Hall B. Content presented has not undergone peer review or any formal programming review. Sessions are intended to be informational presentations of a product, service, or summaries of an organization's science.

Sun., May 5

- **10–10:30am | Diagnosys LLC**
Electrophysiology for spaceflight associated neuro-ocular Syndrome (SANS)
- **11–11:30am | EssilorLuxottica**
Emmetropic eye growth as benchmark for myopia management using spectacle lenses with highly aspherical lenslets
- **3–3:30pm | Voxeleron LLC**
Advanced ophthalmic imaging analysis and management: Tales from three projects

Mon., May 6

- **10–10:30am | EssilorLuxottica**
Novel approaches and models in myopia management: Spectacle lenses with highly aspherical lenslets
- **11–11:30am | Altasciences**
Early development of ophthalmic drugs: Better insights from lead selection through clinical proof-of-concept
- **12–12:30pm | Forge Biologics**
Efficient gene therapy manufacturing for ocular diseases
- **1–1:30pm | Ocugen**
OCU400- A gene agnostic modifier gene therapy for the treatment of retinitis pigmentosa (phase 1/2 clinical study results)
- **2–2:30pm | PharmaLegacy**
Gearing up for the future: Animal models for wet AMD and subretinal fibrosis
- **3–4:30pm | National Eye Institute**
Grants management

Tues., May 7

- **10:30–11:30am | National Eye Institute**
Training opportunities in NEI research labs
- **12–12:30pm | American Macular Degeneration Foundation**
Breakthroughs in AMD research
- **1–1:30pm | Pharmaron**
New ophthalmic drug development: From discovery to clinical studies
- **2pm–2:30pm | Ocugen**
OCU410 gene therapy-multifactorial therapeutic intervention for dry age-related macular degeneration

Wed., May 8

- **10–10:30am | Charles River**
Let's talk about the use of immunosuppression in non-clinical studies
- **2pm–2:30pm | Ocugen**
Nuclear hormone receptor RORA as a novel modifier approach for treatment of Stargardt disease

ARVO Fellows 2024

ARVO will induct the Fellows Class of 2024 at the opening ARVO/Alcon Keynote Session, to recognize and honor these members for their leadership, dedication and contributions to the Association.

Gold Fellows

Muhammad Abdulrazik
Larry Abel
Penny Asbell
Ava Bittner
Daniel Carr
Kevin Chan
Stuart Gardiner
J. William Harbour
David Huang
Ashwath Jayagopal
Kate Keller
Ecosse Lamoureux
Yutao Liu
Anat Loewenstein
Neal Peachey
Arieh Solomon
Alan Stitt
Olaf Strauss
Geeta Vemuganti
Stephanie Watson
Robert Zawadzki

Anthony Kuo
Christopher Leung
Aparna Lakkaraju
Lyndell Lim
Paloma Liton
Ted Maddess
Darlene Miller
Juliet Moncaster
Jessica Morgan
Tomoaki Murakami
Derek Nankivil
Gary Novack
John O'Brien
Bikash Pattnaik
Magali Saint-Geniez
Ivan Schwab
Mitra Sehi
Ian Sigal
Hiroko Terasaki
Ellen Townes-Anderson
Edoardo Villani
Brian Vohnsen
Matthew Wilson
Lihteh Wu
Yoshiaki Yasuno
Xiangtian Zhou
Rebecca Zoltoski

Silver Fellows

Rigmor Baraas
Alexandra Benavente-Perez
Ashay Bhatwadekar
Colleen Cebulla
Carol Cheung
Michael Chiang
Margaret DeAngelis
Dawn DeCarlo
Cécile Delcourt
Sophie Deng
Joshua Dunaief
Rajashekhar Gangaraju
Marina Gorbatyuk
Meredith Gregory-Ksander
Ludwig Heindl
Jennifer Hunter



Connect with us at booth #4815



Exhibitor Education Lounge



Olga Prenat

Head of Medical and Professional Affairs, EssilorLuxottica
Host

Emmetropic eye growth as benchmark for myopia management



**Prof. Mark
Bullimore**



**Yee Ling
Wong**



**Sunday, May 5,
11:00 - 11:30am**

Novel approaches and models in myopia management



**Prof. Mark
Bullimore**







**Björn
Drobe**



**Monday, May 6,
10:00 - 10:30am**

Poster Presentations

Date & time	Abstract	Speaker
	Two-year changes in cylinder power in myopic children wearing spectacle lenses with highly aspherical lenslets and single-vision spectacle lenses	Jinhua Bao
Myopia - Epidemiology and treatment	Myopia control efficacy of spectacle lenses with highly aspherical lenslets: results of a 5-year follow-up study	Xue Li
 Sunday, May 5, 8:00 - 9:45am	Influence of first-time correction on myopia progression and axial elongation in myopic children wearing spectacle lenses with and without aspherical lenslets	Yee Ling Wong
Myopia and refractive error development and mechanisms	Peripheral eye length change in myopic children before and after wearing spectacle lenses with highly aspherical lenslets	Yingying Huang
 Monday, May 6, 3:00 - 4:45pm	Comparison between optical and simulated defocus blurs	Raphael Rousselle
Optics, photoreceptors, and visual acuity		
 Wednesday, May 8, 2:15 - 4:00pm	A new photochromic lens improves contrast sensitivity during fade-back	Coralie Barrau
Assessing the visual system II - Contrast sensitivity, visual fields, visual processing	Method to assess accurately light exposure with dynamic ophthalmic filters using real life light and usage data	Eleonore Pic
 Thursday, May 9, 11:45 - 1:30pm		

Dowling Society

The ARVO Foundation for Eye Research would like to recognize the members of the Dowling Society. Established to honor the innovative vision researcher and first chairman of the ARVO Foundation Board of Governors, John E. Dowling, PhD, FARVO, the society carries forth his spirit of innovative research by recognizing individuals for their significant support of eye and vision research.

Thank you to the generous members of the Dowling Society who have made a pledge or donation of \$10,000 or more.

Gary W. Abrams, MD, FARVO and
Jane C. Werner, MD

Anthony P. Adamis, MD, FARVO

Jayakrishna Ambati, MD, FARVO

Robert E. Anderson, MD, PhD,
FARVO

Joanne Angle, MLS, MPA

Sally S. Atherton, PhD, FARVO and
Robert Atherton

Robert B. Barlow, PhD, FARVO and
Patricia Barlow

Haydee E. P. Bazan, PhD, FARVO
and Nicolas G. Bazan, MD, PhD,
FARVO

Bernard Becker, MD, FARVO

David C. Beebe, PhD, FARVO and
Mrs. Betsy Beebe, PA-C

Paul S. Bernstein, MD, PhD,
FARVO and Ann Bernstein

Eliot L. Berson, MD, FARVO and Kyra
Kaplan-Berson

Roger W. Beuerman, PhD, FARVO

Laszlo Z. Bito, PhD

Janet C. Blanks, PhD, FARVO

Jeffrey H. Boatright, PhD, FARVO

William J. Brunken, PhD, FARVO and
Dale D. Hunter, PhD, JD

Claude F. Burgoyne, MD, FARVO
and Vicki Smith

Patrick Burke, MD, PhD

R. V. Paul Chan, MD and
Ann-Marie Lobo-Chan, MD

Stanley Chang, MD, FARVO

Steve T. Charles, MD, FACS, FICS

Emily Y. Chew, MD, FARVO and
Robert P. Murphy, MD

Michael F. Chiang, MD, FARVO

Thomas A. Ciulla, MD, MBA

John I. Clark, PhD, FARVO*

Bruce E. Cohan, MD

Lancey B. Cowan, JD, CAE

Cheryl M. Craft, PhD, FARVO

Patricia A. D'Amore, MBA, PhD,
FARVO

Reza Dana, MD, MPH, MSc, FARVO

Paulus T. V. M. de Jong, MD, PhD,
FARVO, FEBOphth, FRCOphth
and Marij de Jong

**Claes H. Dohlman MD, PhD,
FARVO***

John E. Dowling, PhD, FARVO and
Judith F. Dowling

Joseph L. Dowling, MD

Melinda K. Duncan, PhD, FARVO

David L. Epstein, MD, FARVO and
Susan M. Epstein, RN, JD

Rafal Farjo, PhD, FARVO and Krysten
M. Farjo, PhD

Paul T. Finger, MD

Malinda E. C. Fitzgerald, PhD,
FARVO

Steven J. Fliesler, PhD, FARVO

Robert N. Frank, MD, FARVO

Ronald E. P. Frenkel, MD

Juan E. Gallo, MD, PhD, FARVO

Ronnie Glaser and
Bert M. Glaser, MD, FARVO

Israel A. Goldberg, PhD and
Diane Goldberg

Evangelos S. Gragoudas, MD,
FARVO

Adrienne Graves, PhD*

Hans E. Grossniklaus, MD, FARVO
and Daurice A. Grossniklaus, PhD

Julia A. Haller, MD, FARVO and John
D. Gottsch, MD, FARVO

***2023 Dowling Society inductee**

Mary Elizabeth Hartnett, MD, FARVO
 Linda D. Hazlett, PhD, FARVO
 John R. Heckenlively, MD, FARVO
 John A. Hoepner, MD
 Donald C. Hood, PhD, FARVO
 David Huang, MD, PhD, FARVO
 Leslie Hyman, PhD, FARVO
 Martine J. Jager, MD, PhD, FARVO
 Murray A. Johnstone, MD, and
 Jeanie Johnstone
 Dimitrios Karamichos, PhD
 Paul L. Kaufman, MD, FARVO and
 Margaret Kaufman
 John L. Keltner, MD and Nancy
 Keltner
 Shigeru Kinoshita MD, PhD, FARVO
 Renu A. Kowluru, PhD, FARVO and
 Anjan Kowluru, PhD
 Ingrid Kreissig, MD
 Alan M. Laties, MD, FARVO and
 Deena Gu
 David Laties
 Paul P. Lee, MD, JD, FARVO and
 Jennifer Lee
 Maureen G. Maguire, PhD, FARVO
 Todd P. Margolis, MD, PhD, FARVO
 Marmor Foundation/
 Michael F. Marmor, MD, FARVO
 Alice R. McPherson, MD
 Jennifer J. Kang-Mieler, PhD,
 FARVO and William F. Mieler, MD,
 FARVO
 Ann H. Milam, PhD, FARVO
 Joan W. Miller, MD, FARVO
 Robert F. Miller, MD, FARVO
 Sayoko Eileen Moroi, MD PhD
 Alan R. Morse, PhD
 Janice Oliva
 Samir C. Patel, MD
 Christopher A. Paterson, PhD, DSc,
 FARVO
 David R. Pepperberg, PhD, FARVO
 and Audrey Eisenmann
 J. Mark Petrash, PhD, FARVO and
 Kelly Cope Petrash

Stephen C. Pflugfelder, MD, FARVO
 Robert Ritch, MD, FARVO
 Stella M. Robertson, PhD, FARVO
 and James D. Robertson, PhD
 Frances J. Rucker, PhD, MCOptom,
 FARVO
 Iris M. Rush, CAE
 Stephen J. Ryan, Jr., MD, FARVO
 Srinivas R. Sadda, MD, FARVO
 David E. Saffer
 Jose Alain Sahel, Jr., MD, FARVO
 Joel S. Schuman, MD, FARVO and
 Carole Miner Schuman
 Lawrence J. Singerman, MD, FACS
 Gregory L. Skuta, MD
 Alfred Sommer, MD, MHS
 Richard F. Spaide, MD, FARVO
Jason Spessard, MBA, CAE*
 William Eric Sponsel, MD, FARVO
 W. Daniel Stamer, PhD, FARVO and
 Catherine Bowes Rickman, PhD,
 FARVO
 Mary Ann Stepp, PhD, FARVO
 Michael E. Stern, PhD, FARVO
 Paul Sternberg, Jr., MD, FARVO and
 Gloria Sternberg
Andrew W. Taylor, PhD, FARVO*
 Michael Trese, MD, FARVO
 Joyce Tombran-Tink, PhD, FARVO and
 Colin J. Barnstable, DPhil, FARVO
 Carol B. Toris, PhD, FARVO
 Cynthia Toth, MD, FARVO
 Kazuo Tsubota, MD, PhD, MBA,
 FARVO
 Erik J. van Kuijk, MD, PhD, FARVO
 and Virginia Brooke, RN, PhD
 Sheila K. West, PhD, FARVO
 Janey L. Wiggs, MD, PhD, FARVO and
 Robert J. D'Amato, MD, PhD, FARVO
 David R. Williams, PhD, FARVO and
 Inger M. Williams, PhD
 George A. Williams, MD, FARVO
 Terri L. Young, MD, MBA, FARVO
 Thomas Yorio, PhD, FARVO and
 Elena Yorio

**To become a member of the Dowling Society, please contact
 the ARVO Foundation for Eye Research at +1.240.221.2950 or
 via email at info@arvofoundation.org**



The new Legacy Society for Planned Giving provides an opportunity for individuals to continue to advance research far beyond their career journey. Consider being part of this exciting opportunity by including a generous gift to the ARVO Foundation in your financial and estate planning. Your gifts, large or small, are critical to our mission.

Members

Israella Bash

Claude F. Burgoyne, MD, FARVO and Vicki Smith

Emily Y. Chew, MD, FARVO and Robert P. Murphy, MD

Cheryl Mae Craft, PhD, FARVO

David L. Epstein, MD, FARVO and

Susan M. Epstein, RN, JD

Jennifer J. Kang-Mieler, PhD, FARVO and

William F. Mieler, MD, FARVO

J. Mark Petrash, PhD, FARVO and Kelly Cope Petrash

Stella M. Robertson, PhD, FARVO and

James D. Robertson, PhD

Joel S. Schuman, MD, FARVO and Carole Miner Schuman

To become a member of the Legacy Society, please contact the ARVO Foundation for Eye Research at +1.240.221.2950 or via email at info@arvofoundation.org

**Need Gifts?
Visit ARVO
Central,
Skybridge**





Reserve your ARVO 2025 hotel online before you go home!

Hotel reservations for ARVO 2025 in Salt Lake City open on Mon., May 6.

All attendees are encouraged to book their hotel for the 2025 Annual Meeting before heading home.

Two ways to book:

- Stop by the Visit Salt Lake Booth in ARVO Central
- Reserve online at **ARVO.org/Hotels**

Hotels are available in all price ranges and service levels, and your favorite hotel brands are represented. Official hotels are within a short walk of the Salt Palace Convention Center.

Please note: ARVO cannot assume responsibility for rooms reserved at hotels outside the ARVO block (either at hotels not listed or booked directly with the hotels). Special requests (i.e., king-size bed, non-smoking) may be noted but cannot be guaranteed. If you require accessible accommodations, contact ARVO's Housing Bureau with details.

ARVO.org/Hotels

ARVO and the ARVO Foundation are grateful to the supporters of the following named awards and grants:

Travel grants supporters

- American Macular Degeneration Foundation
- American Uveitis Society
- ARVO Foundation
- ARVO Staff
- Elizabeth Anderson Memorial
- Joanne G. Angle Memorial
- Grant Wood Balkema Memorial
- Robert B. Barlow, Jr., Memorial
- Roger Beuerman, PhD, Memorial
- IRCCS-Fondazione G. B. Bietti per lo Studio e la Ricerca in Oftalmologia –ONLUS
- BrightFocus Foundation
- Sek-Jin Chew
- Ramon F. Dacheux II Memorial
- M. Velma Dobson Memorial
- Eye Research Center
- Qais Farjo, MD Memorial
- Fight for Sight/Vision Foundation
- Foster Ocular Immunology Society
- Samuel G. Jacobson Memorial
- G. M. Jager Memorial
- Murray and Jeanie Johnstone
- Karamichos/Utheim Keratoconus
- Knights Templar Eye Foundation
- Sarla and Piyush Kothary Memorial
- Kreissig
- Kreissig and Lincoff Minimal Surgery
- Alan Laties, MD Memorial
- Lens and Cataract
- Lions World Vision Institute Foundation
- Gerard A. Luty, PhD Memorial
- Connie Lee Lerea
- Friederike Mackensen
- Richard Newton Lolley
- Robert F. Miller, MD, Memorial
- National Eye Institute*
- NIHR Moorfields Biomedical Research Centre
- David R. Pepperberg Memorial
- Retina Research Foundation/Joseph M. and Eula C. Lawrence
- Robertson Translational Research
- Societa Italiana Laser in Oftalmologia
- Striatech
- Sturge-Weber Foundation
- Kazuo Tsubota, MD, PhD Innovation
- Josh Wallman Memorial
- Women in Eye and Vision Research (WEAVR)
- Gerhard Zinser Memorial

*Funding of grants for attendance at this conference was made possible in part by grant 2U13EY002143-40 from NEI. The views expressed in written conference materials or publications and by speakers and moderators do not necessarily reflect the official policies of the DHHS; nor does mention by trade names, commercial practices or organization imply endorsement by the U.S. Government.

ARVO Foundation awards & fellowships

- *Anonymous*
Ludwig von Sallmann
Clinician-Scientist Award
- *ARVO Foundation for Eye Research*
 - Early Career Clinician-Scientist Research Awards
 - Carl Camras Translational Research Awards
 - Collaborative Research Fellowships
 - Publication Financial Assistance Program
 - Research Catalyst Awards
- *BrightFocus Foundation*
Eye Find Research Grant
- *Eye Bank Association of America*
Eye Find Research Grant
- *The Family of Dr. David L. Epstein*
Dr. David L. Epstein Award
- *Genentech*
Genentech Career Development Award for Underrepresented Minority Emerging Vision Scientists
- *The Family of Dr. Bert M. Glaser*
Bert M. Glaser, MD Award for Innovative Research in Retina
- *Ingrid Kreissig, MD*
Kreissig Award for Excellence in Retinal Surgery
- *The Lighthouse Guild*
Oberdorfer Award for Low Vision Research
- *Point of View Foundation*
(Fundació Punt de Vista)
Point of View Award

ARVO Foundation Developing Country Eye Researcher Travel Fellowships

- ARVO Foundation Annual Meeting donors
- J. Mark Petrash, PhD, FARVO and family
- University of Wisconsin — Madison
- Women in Eye and Vision Research (WEAVR)
- Satish K. Srivastav Memorial Fellowship

Let's bring even more researchers to ARVO 2025 in Salt Lake City, Utah.

Your donation is doubled when you give here at the Annual Meeting.

Renu Kowluru, PhD, FARVO, and Anjan Kowluru, PhD, have pledged \$25,000 to the Matching Gift campaign.




Ways to give

- > In ARVO Central on the Skybridge
- > ARVOFoundation.org/Donate
- > Scan the QR code and donate



SYFOVRE[®]

(pegcetacoplan injection)



Visit us at the SYFOVRE exhibit

Apellis

APELLIS[®], SYFOVRE[®] and their respective logos are registered trademarks of Apellis Pharmaceuticals, Inc.

©2023 Apellis Pharmaceuticals, Inc.

6/23 US-PEGGA-2300088 v2.0